

FORWARD

ENGLISH Activity Book



3

Maria Verbitskaya
Brian Abbs
Anne Worrall
Ann Ward

LONDON
5 NOV
10:30AM

CARDIFF
10 MAY
7:15pm

GLASGOW
23 DEC
8:45pm
Post Office

DUBLIN
2 JAN
3:30pm



Алгоритм успеха

FORWARD



класс
АНГЛИЙСКИЙ ЯЗЫК

**Рабочая тетрадь
для учащихся общеобразовательных
учреждений**

Под редакцией профессора М.В. Вербицкой

Москва

Издательский
центр

«Вентана-Граф»

Pearson Education Limited

2013

- Вербицкая М.В.**
А64 Английский язык : 3 класс : рабочая тетрадь для учащихся общеобразовательных учреждений / [М.В. Вербицкая, Б. Эббс, Э. Уорелл и др.] ; под ред. М.В. Вербицкой. — М. : Вентана-Граф : Pearson Education Limited, 2013. — 96 с. : ил. — (Forward).

ISBN 978-5-360-04268-6

Рабочая тетрадь серии "Forward" входит в учебно-методический комплект для 3 класса и дополняет учебник системой заданий, обеспечивающих комплексное развитие навыков письменной речи, аудирования, чтения и говорения. Включает задания, выполняемые при помощи учителя и самостоятельно, а также проекты, предназначенные для организации внеурочной деятельности, и проверочные тесты.

Аудиотексты к заданиям рабочей тетради представлены на диске с аудиоприложением к учебнику для 3 класса.

УМК для 3 класса входит в систему учебно-методических комплектов «Алгоритм успеха».

Соответствует федеральному государственному образовательному стандарту начального общего образования (2009 г.).

ББК 81.2(Англ)я71

Внимание! Рисунки раскрашивать цветными карандашами.

Условные обозначения



Твой «ноутбук»: выучи буквы и звуки



Сначала послушай



Подумай и напиши



Прочитай




Сделай вместе с учителем



Работай вместе с классом

***** Дополнительные задания



A. Допиши диалоги.



_____, Vera! How are you today?

Fine, thanks. _____?



Fine, _____. Goodbye!

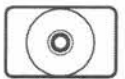


B. Угадай числа и напиши слова. Укажи внизу, какие из них заканчиваются на -teen, а какие на -ty.

13	teenthir	thirteen	_____	teenfif	_____
_____	vetwel	_____	_____	teensix	_____
_____	vene	le	_____	teenseven	_____
_____	tytwen	_____	_____	teeneigh	_____
_____	teenfour	_____	_____	teennine	_____

-teen: 13, _____, _____, _____, _____, _____, _____

-ty: _____



C. Послушай и укажи количество цифрами. Соедини шары со словами.

11 chairs

_____ girls

_____ lamps

_____ books

_____ pens

[eə]

[e]

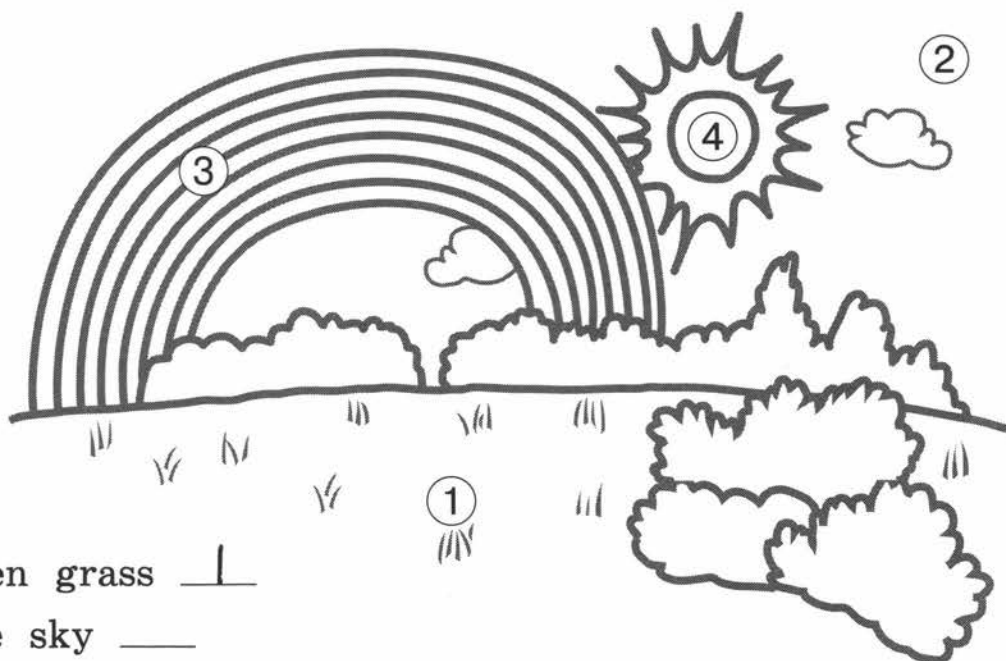
[ʊ]

[æ]

[3:]



D. Раскрась рисунок. Напиши соответствующие номера возле «летних» слов и словосочетаний.



green grass 1

blue sky 2

the rainbow 3 and the summer sun 4



E. Допиши стихотворение о встрече со школой после летних каникул, используя словосочетания из задания D.

Hello, my school!

Goodbye, _____

Goodbye, _____

Hello, my school!

Hello, my friends!

To be back at school is fun!



Прочитай выразительно своё стихотворение друзьям.



F. Прочитай слова и подчеркни «лишнее» слово в каждой строке.

1. name, many, space, radio

2. video, mice, ice, spider

3. phone, hello, photo, money

4. Peter, evening, lemon, zero




G. Listen to the alphabet. Write the letters. (Напиши буквы.)

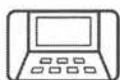
Aa Bb Cc Dd Ee _____ Gg _____ Ii _____ Kk _____
Mm Nn _____ Qq _____ Ss Tt Uu _____ Ww Xx
_____ Zz



H. Подбери рифмы к словам. Можешь использовать рисунки как подсказку. Write the words. (Напиши слова.)




fun — <u>sun</u>	hat — _____
ten — _____	box — _____
sock — _____	red — _____



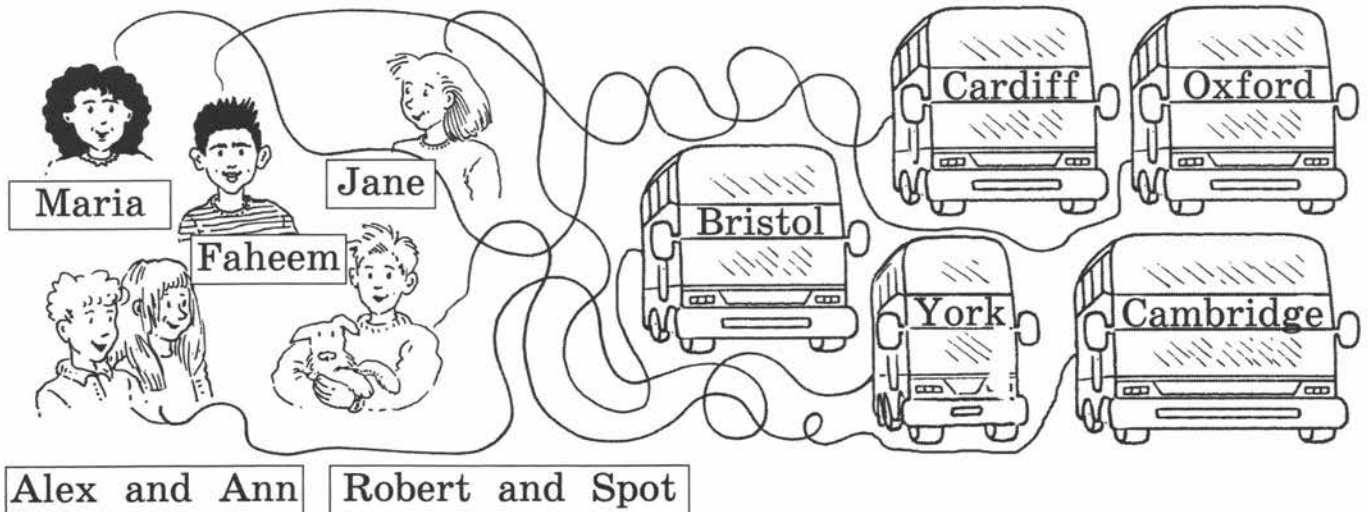
I. Read and write the words. Draw lines from the words to the pictures. (Проведи линии от слов к рисункам.)

[bə'lu:n] balloon _____
['sænwɪdʒ] _____
['letə] _____
[maɪs] _____
[maʊs] _____
['pɒpɪ] _____





A. Where are they from? Write sentences. (Напиши предложения.)



1. Robert and Spot are from Cambridge.

2. _____

3. _____


4. _____

5. _____

Where are you from? _____



B. The family. Write the words.



2



C. What is wrong? (Что неправильно?) Write sentences.



1. The table is upside down.

2. _____


3. _____

4. _____

5. _____



D. Найди комнату Софи. Listen and tick ✓ the picture. (Послушай и отметь ✓ рисунок.)



Sophie's room is _____



Е. Вспомни, как читается буква Сс в разных сочетаниях, и соедини шарики со словами.

China [k] chips
Africa [s] mice
circle [tʃ] kitchen
coat centipede
clothes



Ф. Read Cody's letter (Student's Book, part 1, page 15).
Напиши ей ответ.

Hello, Cody,

Thank you for your letter to Ben's Russian friends.

I _____ one of them.

My name _____ .

My family _____ from _____ .

I _____ years old.

I've got a friend. My friend _____
years old.

We _____ from Russia. I like Ben and Jill, Vera
and Maxim. They _____ good friends.

Goodbye,

Your new friend _____



Г. Впиши полную или краткую форму глагола to be.


1. I'_____ nine years old.
2. We _____ from Russia.
3. You'_____ from London.
4. He'_____ from the USA.
5. She _____ from Australia.
6. They _____ good friends.

2



H. Write the words.



bed, chair, sofa, desk, table, bath, fridge, wardrobe



- | | | |
|----------|----------|----------|
| 1. _____ | 2. _____ | 3. _____ |
| 4. _____ | 5. _____ | 6. _____ |
| 7. _____ | 8. _____ | 9. _____ |



I. Make some furniture. (Сделай мебель.)

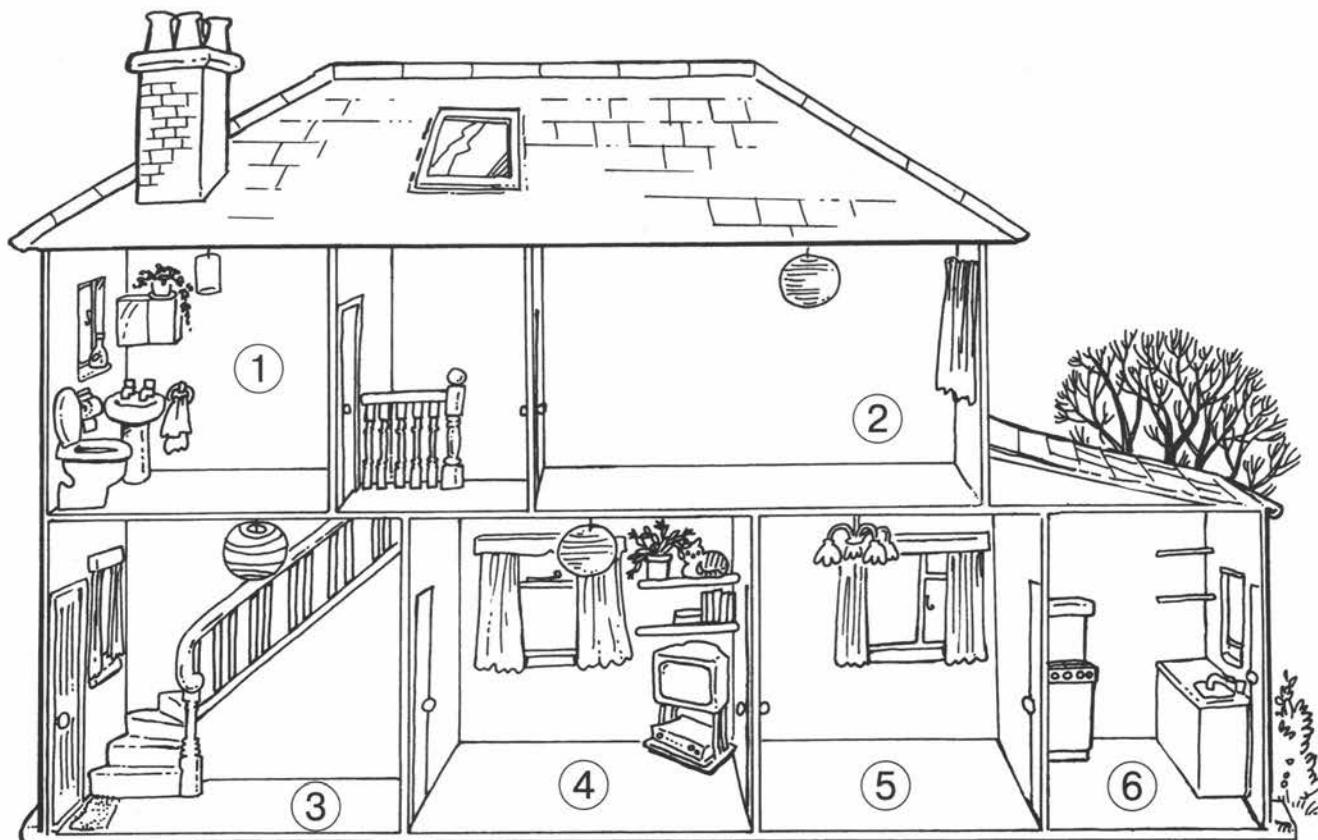


2



J. Write the words.

bathroom, bedroom, living room, hall, dining room, kitchen

1. bathroom

2. _____

3. _____

4. _____

5. _____

6. _____

K. Listen to your friend. Put the furniture in the rooms.
(Слушай друга. Размещай мебель в комнатах.)


Put the desk in the living room.



Here it is.



A. What day is it? Read the sentences. Write the days.




1. Mr Wolf is doing his homework.
2. Mr Wolf is washing the dishes.
3. Mr Wolf is diving.
4. Mr Wolf is swimming.
5. Mr Wolf is cleaning his car.
6. Mr Wolf is playing football.
7. Mr Wolf is sleeping in the garden.

It's Wednesday.



B. Right or wrong? (Правильно или неправильно?) Write ✓ for right and X for wrong.



1. There are six people at the beach. ☒
2. There are nine people at the swimming pool. ☐
3. A girl is diving at the swimming pool. ☐
4. Two people are surfing at the beach. ☐
5. A girl is wearing a hat at the swimming pool. ☐
6. A boy is standing on his hands at the beach. ☐



C. How many clothes are there? (Сколько здесь всего предметов одежды?) Find and write.



four coats, _____



D. Прочитай и выпиши пары слов с краткими и долгими гласными по образцу.

farm, swim, wash, look, jump, water, put,
sport, dish, park, sea, clean, fun, shoes, pool, port

[ɪ] — [i:]

[ʌ] — [ɑ:]

swim — sea

[ɒ] — [ɔ:]

[ʊ] — [u:]



E. Допиши стихотворение Веры о днях недели, выучи его наизусть. Поставь рядом с цифрами нужные буквы.



I go to school on Monday,

_____, _____, _____

And on Friday too (1).

What about you?

_____ and _____ is for fun:

Walking with my daddy (2),

Playing with my mum (3).

1 b 2 3



F. Read. Write the words.

['swimə] _____

['təʊəl] _____

[daɪv] _____

[ʃɑ:k] _____

3




G. Write the story. (Напиши историю.)

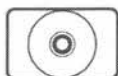
We're _____ to the beach. Come on!



_____, Bluebird. What are you doing?



Look at _____. She's _____ into the water!
She's a _____ swimmer.



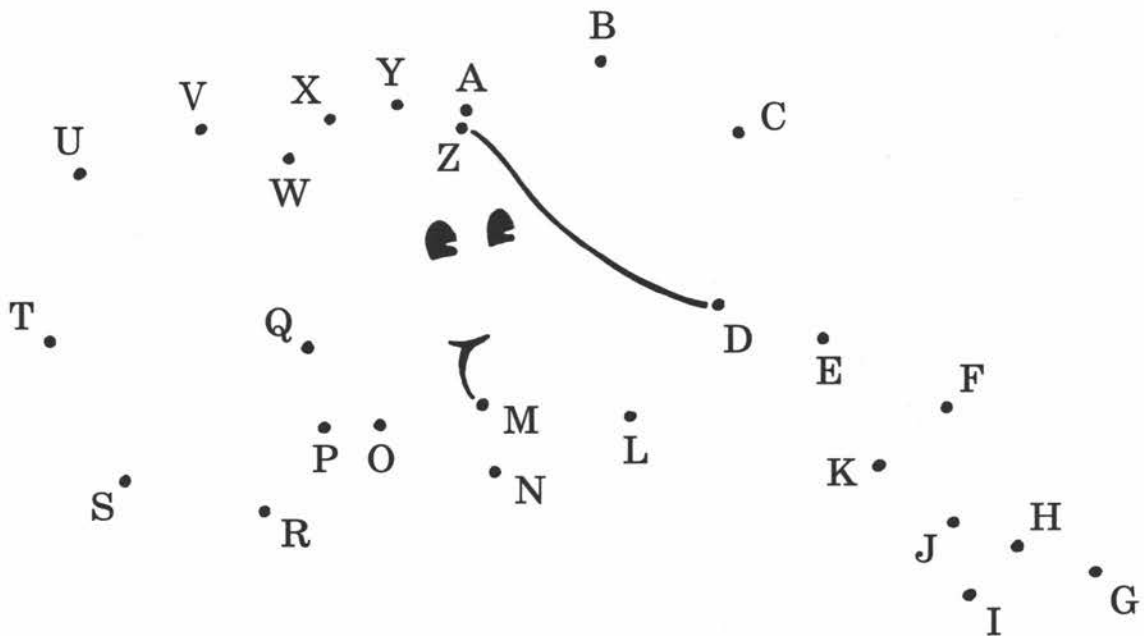
H. Listen and write the numbers. (Послушай и впиши номера.)



4



A. Соедини буквы в алфавитном порядке.



What is it? It's an _____



B. Расшифруй послание и запиши.





A	B	C	D	E	F	G	H	I	J	K	L	M
Z	Y	X	W	V	U	T	S	R	Q	P	O	N
N	O	P	Q	R	S	T	U	V	W	X	Y	Z
M	L	K	J	I	H	G	F	E	D	C	B	A

NB	MZNV	RH	KVGVI.	R	XLNV
My	_____	_____	_____	_____	_____
UILN	RMWRZ.	NVVG	NV	ZG	
_____	_____	_____	_____	_____	_____
GSV	HDRNNRMT	KLLO.			
_____	_____	_____	_____	_____	_____



C. Write the story.

How _____ ?



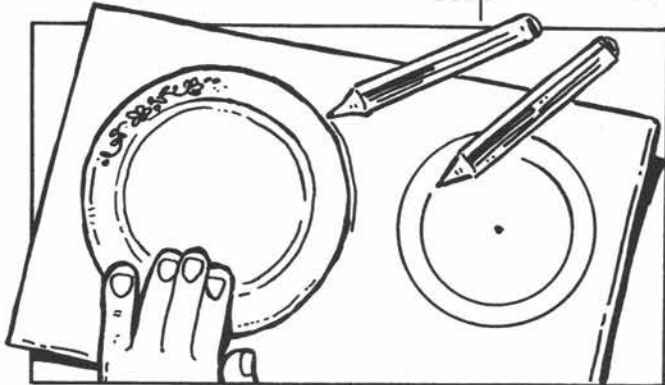
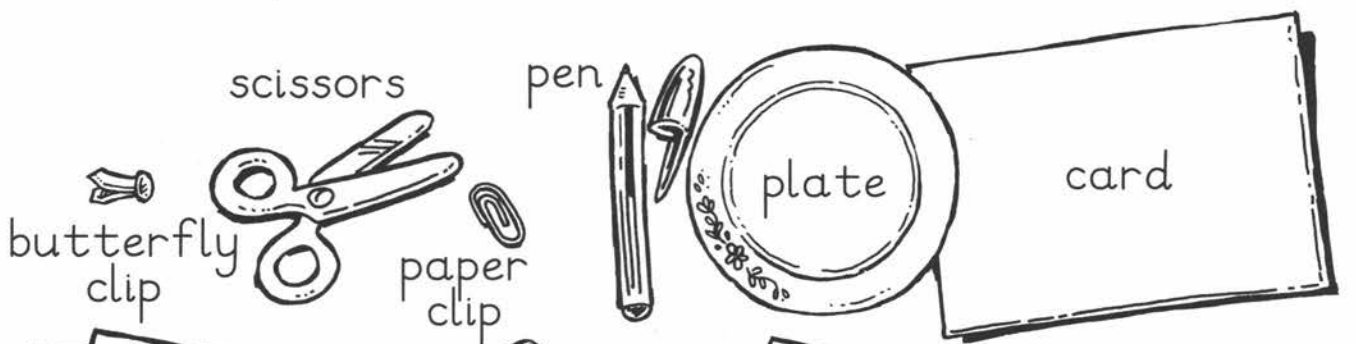
D. Listen. Fill in the forms. (Заполни анкеты.)

name: _____
lives in: _____

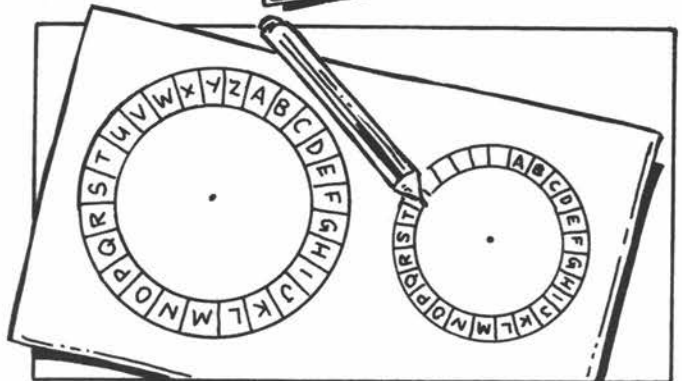
name: _____
lives in: _____



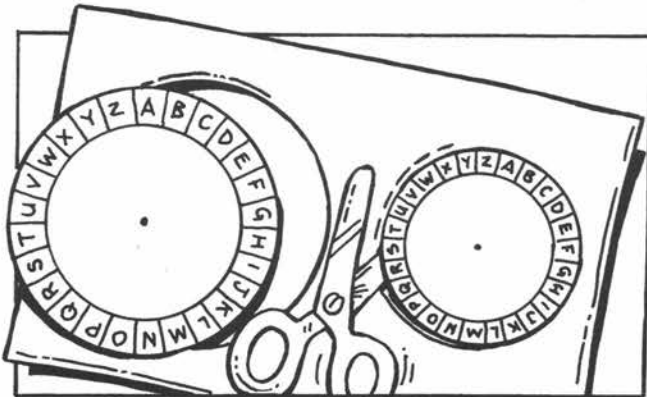
Е. Make a code wheel. (Сделай колесо для шифрования.)



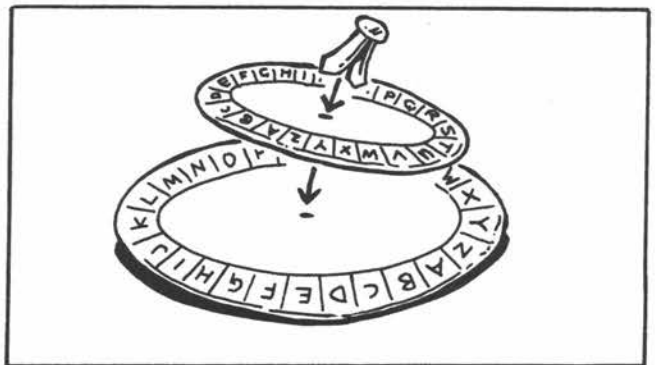
Draw two circles.



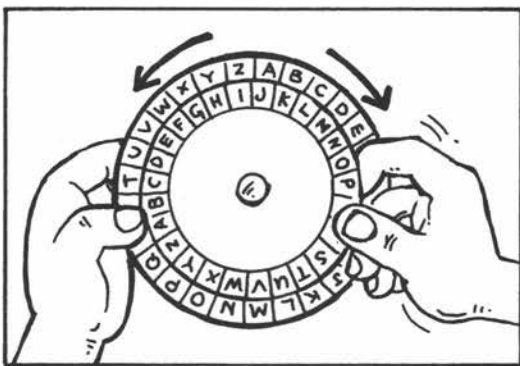
Write the alphabet.




Cut out the circles.



Put the two circles together.



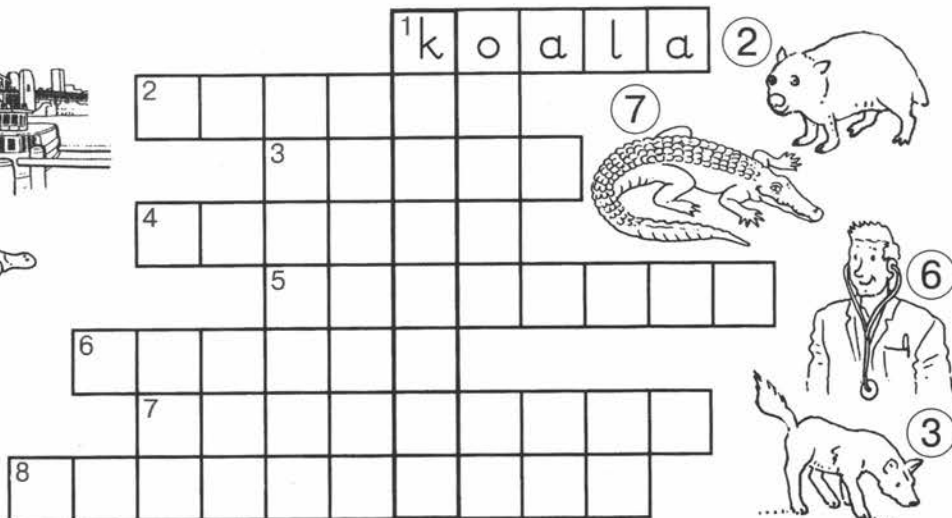

Turn the wheel.




Write a message.



A. A crossword puzzle. (Кроссворд.) Write the words.




B. What are they doing? Write about the pictures. (Напиши о рисунках.)



1. They're walking.

2. _____

3. _____



4. _____


5. _____

6. _____



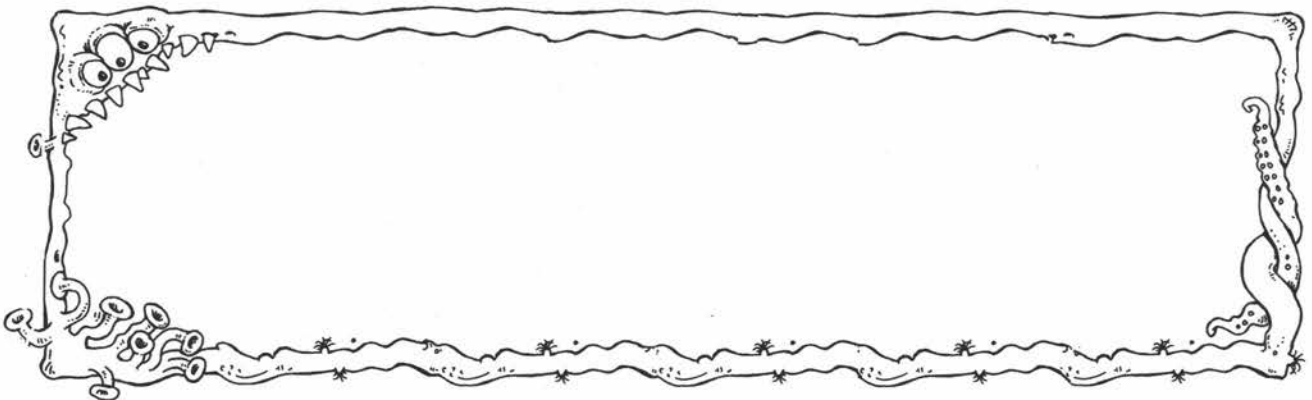
C. Find the pictures. (Найди рисунки.) Write the letters.

- ☒ a She's beautiful.
- ☐ He's famous.
- ☐ It's interesting.
- ☐ He's tall.
- ☐ He's long.



D. Read and draw the monster.

This is a big monster. It has got a big head and a small body. It has got three long legs and four strong arms. It has got a long tail. It has got three small eyes and six long ears. It has got very big teeth. It hasn't got any hair.





E. Read the sentences. Подчеркни подлежащее в каждом предложении. Write the questions. (Напиши вопросы.)



1. Red Riding Hood has got a big centipede.
Who has got a big centipede?



2. Cinderella likes her new dress.
Who _____



3. The witch lives in the forest.
Who _____



4. Aladdin has got a lamp.
Who _____



* F. Write the questions about Australia. Answer the questions. (Ответь на вопросы.)

1. What animals _____ in Australia?

2. _____ Canberra the capital of Australia?

3. What colour _____ kangaroos?

4. Where _____


5



G. Find six differences. (Найди шесть отличий.) Write sentences.



He's got short ears.



He's got long ears.



H. Listen and draw a circle round the day. (Послушай и обведи название дня.)



Monday/ Tuesday



Tuesday/Thursday





Friday/Wednesday



Saturday/Sunday



A. What are they famous for? (Чем они знамениты?)
Write the sentences.



1. Saint-Petersburg is famous for its parks.
2. Moscow is famous for its _____
3. Sochi is famous for its _____
4. Veliky Ustyug is famous for its _____
5. I live in _____. It is famous for its _____



B. Draw a circle round the right answer. (Обведи правильный ответ.)

1. Moscow/Sochi is the capital of the 2014 Winter Olympics.
2. There are 20/10 towers in the Kremlin.
3. Russian spaceships take off from Plesetsk/Sochi.



Now write questions. (Теперь напиши вопросы.)

1. What _____
2. How many _____
3. Where _____



C. Прочитай слова. Подчеркни в каждой строке слово, которое начинается со звонкого согласного.

1. town, park, taiga, garden, capital, country
2. kangaroos, tigers, pets, bats, cats, koalas
3. tea, coffee, pizza, biscuit, cake, popcorn



D. Образуй формы множественного числа существительных, запиши их в нужный столбик.

map, street, bridge, square, farm, forest, sea, beach, village

[s]

[z]

[ɪz]

map — maps



E. Вставь нужный предлог.

in, for, in, from

1. Australia is famous _____ its beaches.
2. Some people live _____ the middle of Australia.
3. They live very far _____ the towns.
4. There are a lot of farms _____ Australia.



F. Выбери нужное прилагательное и допиши каждое словосочетание.

1. a long river

2. _____ mountains

3. a _____ city

4. a _____ town

5. an _____ museum

6. a _____ park

long, big, high, beautiful, small, interesting



G. Write the questions about Russia. Tick ✓ the right answer.

1. _____ is the capital of Russia?
(a) ___ Moscow (b) ___ Saint-Petersburg
2. _____ is Moscow famous for?
(a) ___ Red Square (b) ___ Father Frost's house
3. _____ do monkeys live in Russia?
(a) ___ in forests (b) ___ in a zoo



H. Напиши, как ты раскрасишь рисунок.

1. a blue river
2. _____ trees
3. _____ apples
4. a _____ house
5. _____ and _____ flowers

Now colour the picture. (Теперь раскрась рисунок.)



Write sentences about your picture.



This is _____

There is _____

There is _____

There are _____



I. Прочитай слова и запиши их в два столбика. Напиши в скобках, какой гласный в них под ударением — краткий или долгий.

[lʌv] ['bɑ:θrʊm] [pɑ:k] ['mʌŋkɪ] [bə'nɑ:nə] ['lʌndən]







[ʌ] (_____)

[ɑ:] (_____)

love



J. Write sentences.


	This is a _____. It's got a <u>long</u> tail.
	This is a _____. It's got a _____ tail.
	This is a _____. It's got a <u>big</u> body.
	This is a _____. It's got a _____ body.
	This is a _____. It's <u>tall</u> .
	This is a _____. It's _____.



A. Find the numbers in the square. (Найди эти числа в квадрате.)



B. Count. Write the numbers. (Посчитай. Напиши количество.)



How many birds are there? fifteen

How many butterflies are there? _____


How many kangaroos are there? _____

How many witches are there? _____




C. Write about shapes. (Напиши о фигурах.) Colour them.

①



②



1. There are sixteen green balls in this square.
2. _____

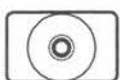
③



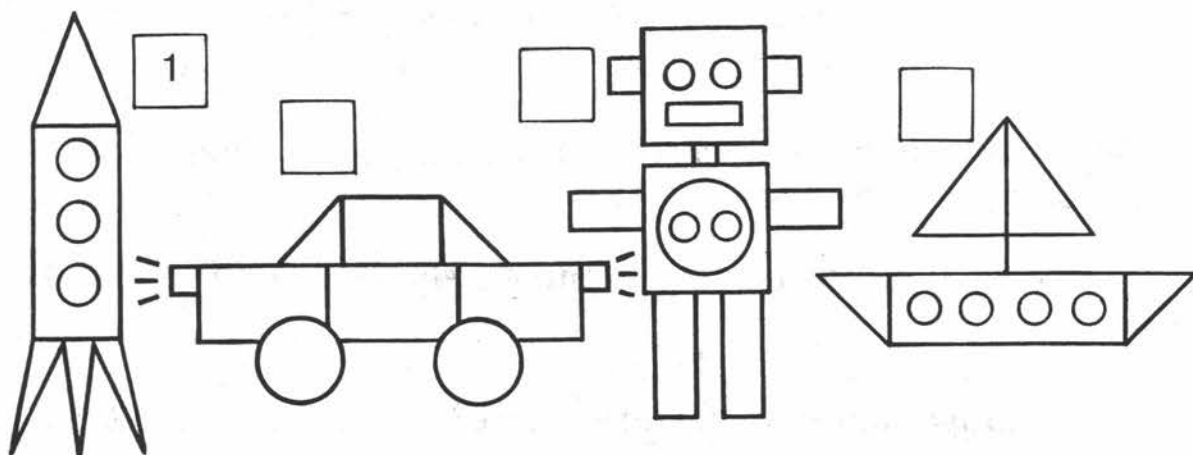
④



3. _____
4. _____



D. Listen. Which picture is it? (Какой это рисунок?) Write the numbers. (Напиши номера.)





Е. Соедини шарики со словами, в которых есть эти звуки.

shape

eye

eight

hair

near

triangle



Ф. Write sentences with *this* or *these*. Допиши два своих предложения о рисунке.



1. _____ is Ann.
2. She lives in _____ village.
3. _____ are Ann's brothers.
4. _____ cats are Ann's pets.
5. _____ dogs are the brothers' pets.
6. Ann's father is coming home in _____ car.



Г. Read and write the words. Draw lines from the words to the pictures.

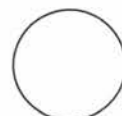
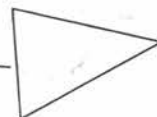
square, rectangle, shape, circle, triangle

['traɪæŋɡl] _____ triangle

[sɜ:kəl] _____

['rekˌtæŋɡl] _____


[skweə] _____



Write this sentence: These are _____.



A. What can they do? Write sentences.




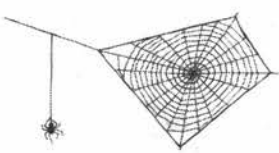




1. Red Riding Hood can play the piano.
2. Mr Wolf _____
3. Cinderella _____
4. Willow the witch _____
5. My friend _____

Now write questions.

1. Can Red Riding Hood play the piano?
2. _____
3. _____
4. _____
5. _____



В. Назови животных. Read and choose the right word.
(Прочитай и выбери нужное слово.)

	<p>This is a <u>crocodile</u> . It is black/<u>green</u>. It has got a long/short body. It has got/ hasn't got a long tail. It can/can't swim.</p>
	<p>This is a _____. It is big/small. It has got six/eight legs. It is black/red. It can/can't dance.</p>
	<p>This is a _____. It can/can't climb trees. It has got/hasn't got a long tail. It is brown/white.</p>
	<p>This is a _____. It has got/hasn't got a long neck. It can/can't fly. It is brown/white.</p>
	<p>This is an _____. It is very big/ small. It is black/grey. It has got a very long/short trunk. It can/can't jump.</p>
	<p>This is a _____. It can/can't fly. It has got two/four legs. It likes/doesn't like cats.</p>



C. What can these animals do? Write questions and answers.

	<p>Can tigers sing? No, they cannot. What can they do? They can jump.</p>
	<p>_____</p> <p>_____</p> <p>_____</p> <p>_____</p>
	<p>_____</p> <p>_____</p> <p>_____</p> <p>_____</p>
	<p>_____</p> <p>_____</p> <p>_____</p> <p>_____</p>



D. Read and write the words.

[ˈbʌtəflaɪ] butterfly (l) [ˈfæmɪli] _____ ()
 [fɪfˈti:n] _____ () [flʌn] _____ ()
 [ˈfəʊtəʊ] _____ () [ˈelɪfənt] _____ ()


Укажи по образцу, как обозначен в словах звук [f].

(1) **f** — [f] (2) **ph** — [f]





E. Write the story.

Hello, _____. Do you like my new _____?



Can you _____?

You _____ a bike!




F. Listen. What can they do? Write ✓ for yes and X for no. Ask your friend.




	Alice	John	you	your friend
	X			
	✓			



A. Write about the pictures.




It's raining.



B. Read and draw a picture.

It's Monday. It's hot and sunny. Mr Wolf is in the garden. He is wearing a green T-shirt and blue shorts. He's sitting in a chair. He's eating an ice cream.






C. Read Mr Wolf's postcard. (Прочитай открытку мистера Вульфа.)

Willow the Witch,
The Old House,
The Forest

I am having a lovely holiday.
The weather is hot and sunny.
We can swim and surf in the sea.

Mr Wolf



Write a postcard to your friend.



D. Right or wrong? Listen. Write ✓ or X.

right ✓
wrong X





E. Write sentences with can or can't.

play, swim, walk, fly

1. It's windy today. We _____ the kite.
2. It's snowing. You _____ football.
3. It's hot and sunny today. They _____ in the river.
4. It's rainy today. I _____ in the park.

Answer the questions.

What's the weather like today? _____

What can you do today? _____



F. Как читаются слова с буквой Gg? Выпиши их в три столбика.

green, England, raining, ring, sledge, again, game,
bridge, orange

[g]

[ŋ]

[dʒ]



_____ green _____



G. Напиши, что обозначают эти знаки.




It's windy today.






A. Write sentences with can or can't.



1. Willow can't play basketball.

2. _____

3. _____



4. _____


5. _____

6. _____



B. Finish the poster. (Доделай постер.)

Come to _____

It's ^{30°} _____ and  _____



You can _____



You can _____




You can _____

There are lots of      _____

It's great!

C. What can you do? Draw a picture.



Answer the question.

What are you doing in your picture? _____



D. Напиши, с какими словами употребляются эти глаголы.

to play football, the piano

to ride _____

to swim _____

to fly _____

to draw _____

a horse
football
a square
the piano
in the sea
a picture
a bicycle
in the sky
an elephant

Write questions. Ask your friends.

Who can _____

Can you _____

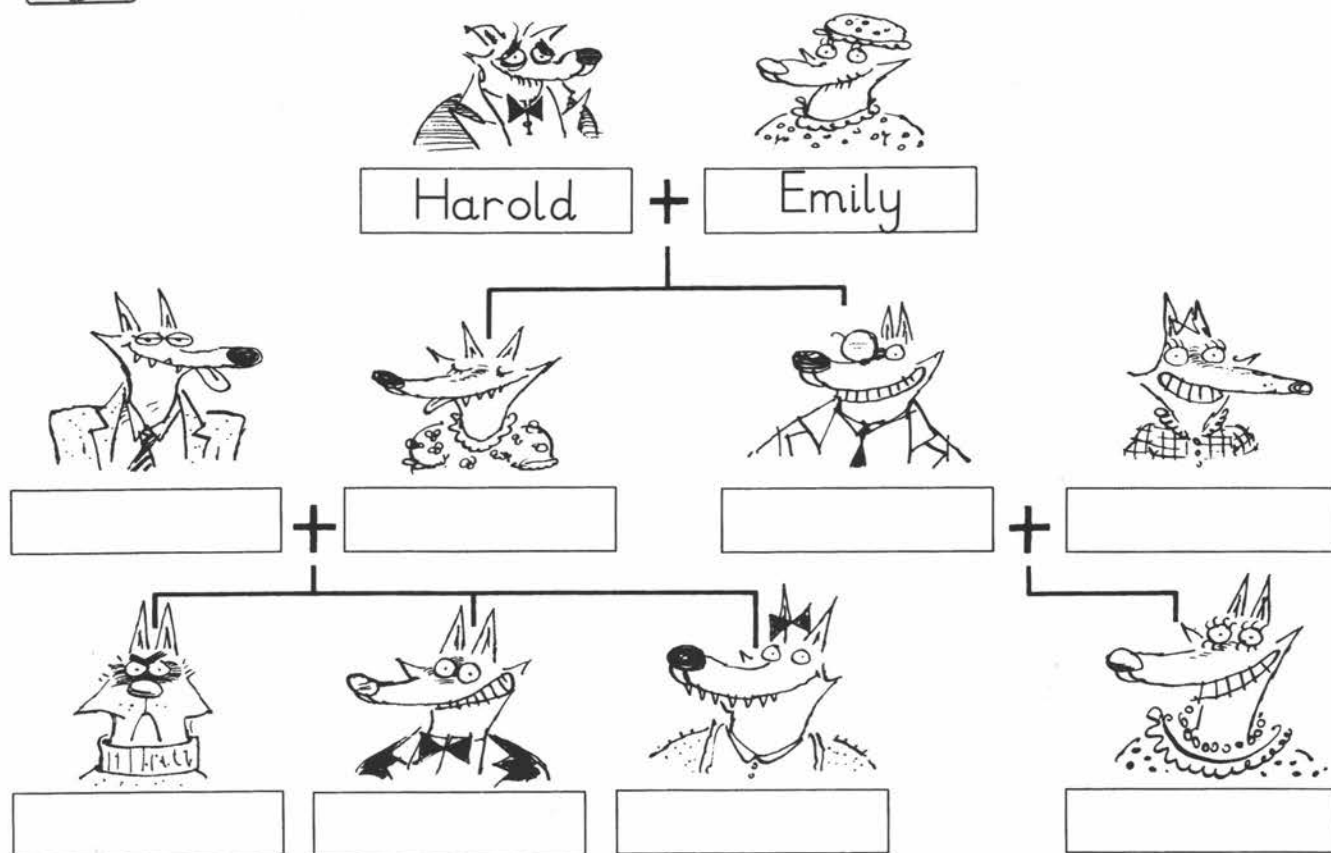
When can you _____



E. Сделайте с друзьями плакат, приглашающий приехать к вам на отдых в зимние каникулы. Используйте свои рисунки и фото.



F. Read. Write the names of Mr Wolf's family.




Mr Wolf's name is Walter. His father's name is Gordon and his mother's name is Geraldine. His brother is called Wilf and his sister is called Emma. His aunt's name is Sylvia and his uncle's name is Harry. His cousin is called Brenda.



G. Listen and answer the questions.

1. How many pizzas can John eat? six
2. How many photos has Sophie got? _____
3. How many snails has Sharon got? _____
4. How many snowmen are Philip and Katie making? _____
5. How many mountains can Peter climb? _____

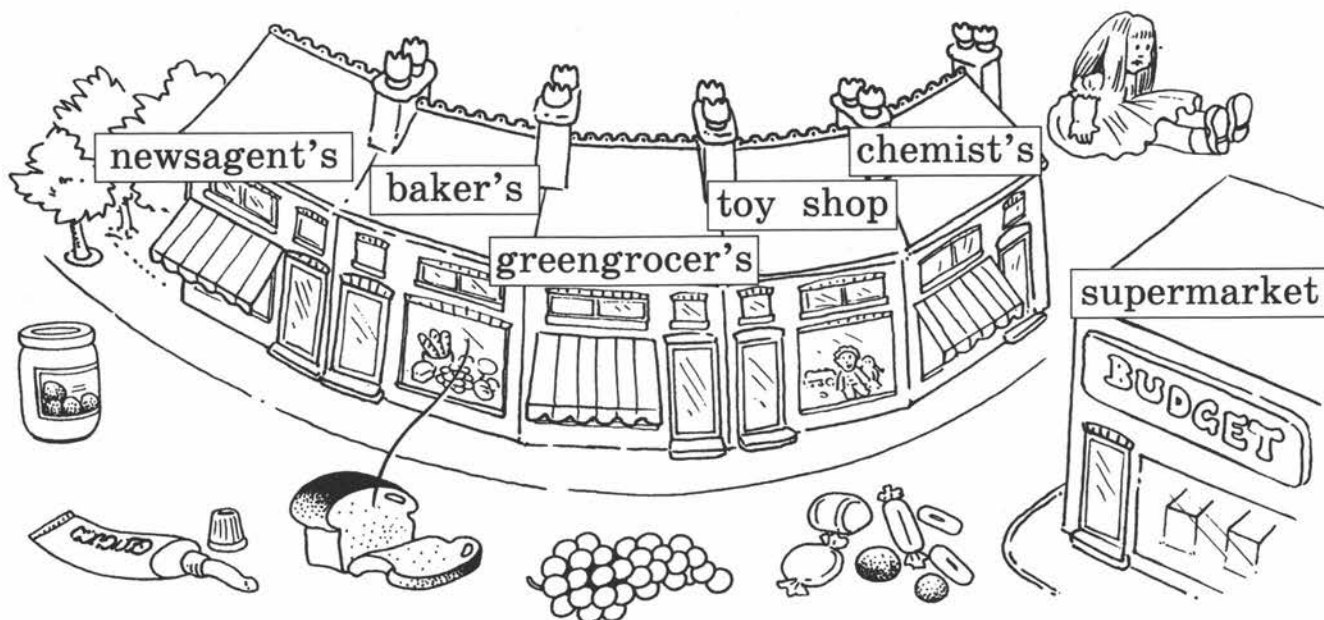


A. Write Mrs Taylor's shopping list. (Напиши список покупок миссис Тейлор.)

	some bread		_____
	_____		_____
	_____		_____



B. В каких магазинах она может это купить? Покажи линиями.



Write sentences.



1. She can buy some bread at the baker's.
2. _____
3. _____
4. _____
5. _____
6. _____



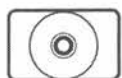
C. Write the story.

I like that _____.


How _____ is this _____ ?



It's _____.



D. Listen. Choose the right price. (Выбери верную цену.)

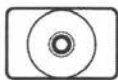




E. Find fifteen words in the square.



Draw the things in the shopping basket. (Нарисуй товары в корзинке.)



F. Послушай диалог и пронумеруй фразы в нужном порядке.

- ☐ Can I have six, please?
- ☐ £1.50 please.
- ☐ Good afternoon. Have you got any bananas?
- ☐ How much is that?
- ☐ Yes, of course.
- ☐ Yes, we've got a lot of bananas.



Practise the conversation with your friend. (Разыграй диалог с другом.)



G. Напиши словосочетания с исчисляемыми и неисчисляемыми существительными.

bread, egg, banana, shampoo, milk, apple,
jam, cheese, cucumber, orange

30 eggs

some shampoo

40

some

25

some

15

some

53

some



H. Рассмотрни рисунки, составь вопросы по образцу и ответь на них.

Dasha



Nikita

Vera



Jill



Ben's mother

1. Where can Dasha buy a big kite for her brother?

She can buy the kite at the toy shop.

2. Where can Nikita

He

3. Where can Vera

She

4. Where can Jill

She

5. Where can Ben's mother

She



A. What does Vera need? Write sentences with some or a/an.

Lemon cake

1 big yellow lemon

1 egg

butter

flour

sugar



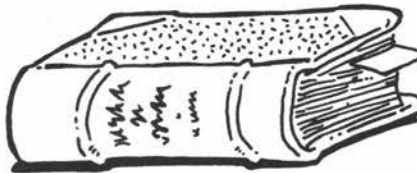
1. She needs a lemon.
2. _____
3. _____
4. _____
5. _____



B. Draw a circle round the right answer. (Обведи правильный ответ.)



a sticky/beautiful pizza



a thick/thin book



a small/big knife



some beautiful/dirty shoes



a little/a lot of sugar

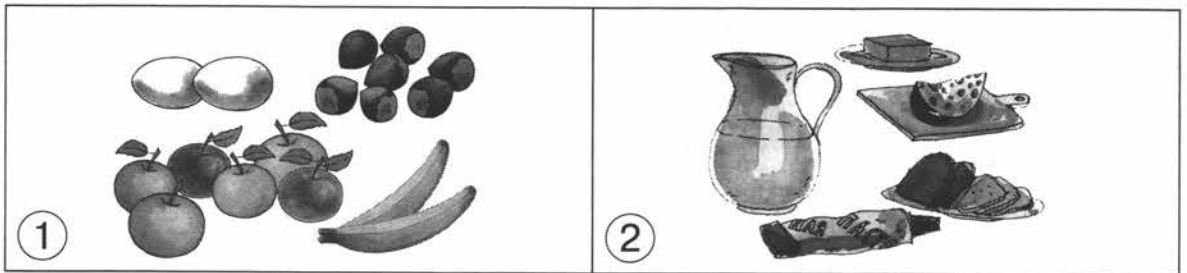


C. Выбери и напиши перед существительными неопределённый артикль *a* или *an*. Объясни свой выбор.

- | | |
|-----------------|----------------|
| _____ ice cream | _____ orange |
| _____ lemon | _____ banana |
| _____ egg | _____ eye |
| _____ biscuit | _____ nose |
| _____ ear | _____ apple |
| _____ tomato | _____ sandwich |



D. Write sentences.



1. Dasha's got two eggs, _____
2. Lera's got some milk, _____



E. Придумай и напиши рецепт с перечисленными ниже продуктами.

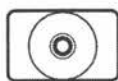
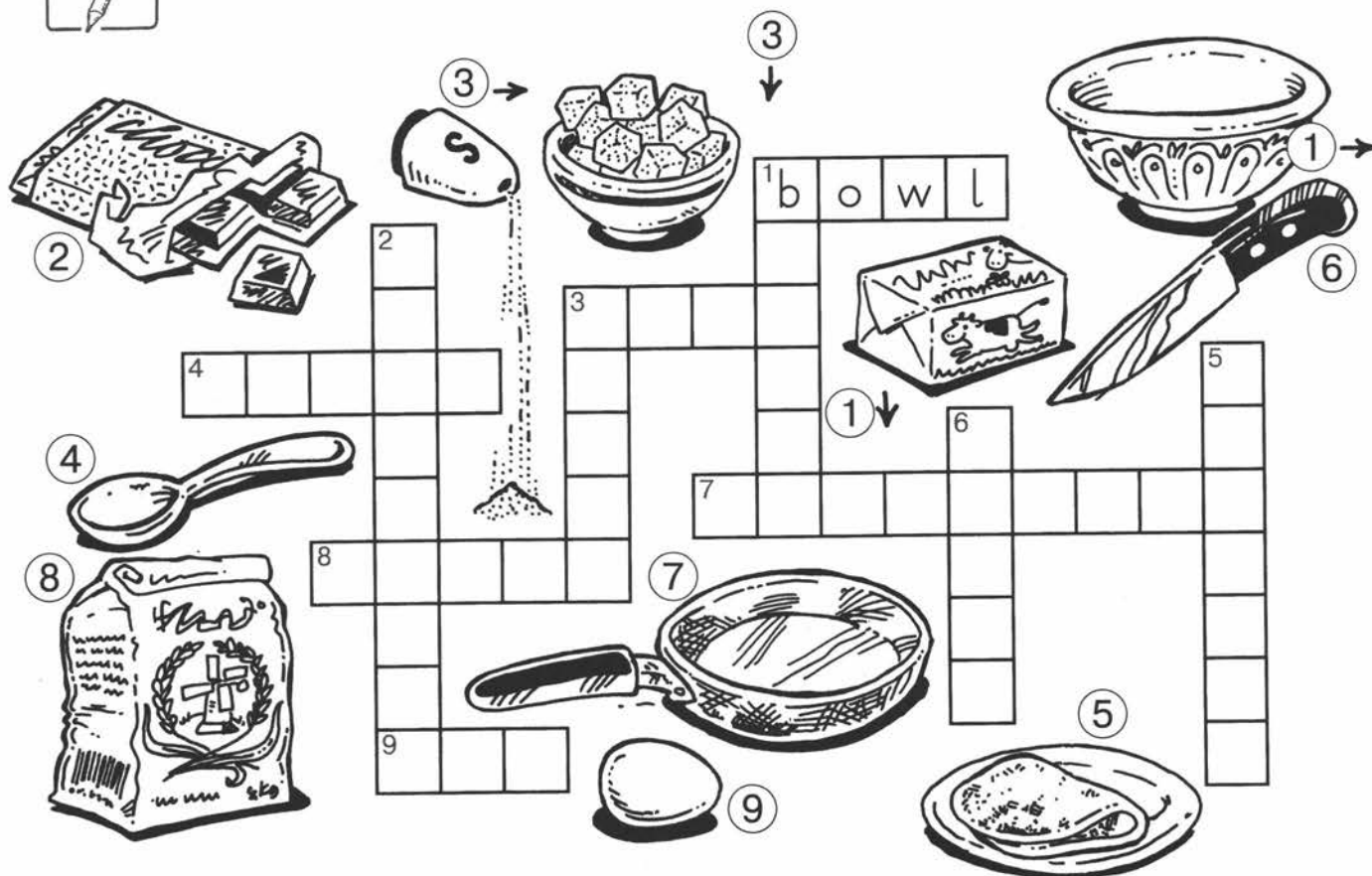
You can make _____ .
 Put _____ in a bowl.
 Heat _____ in _____ .
 Add _____ to the bowl.
 Mix _____ with a spoon.
 Cook _____ in _____ for _____ minutes.

butter, egg, flour, salt, apple, milk, sugar, orange


Какие из этих существительных можно употреблять с неопределённым артиклем, а какие — нельзя?



F. A crossword puzzle. (Кроссворд.) Write the words.



G. What do you need? Listen and tick ✓ the food. (Послушай и отметь ✓ продукты.)



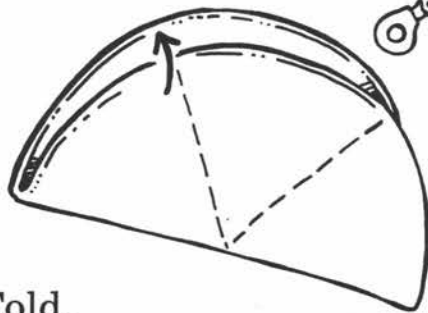



H. Make a snowflake. (Сделай снежинку.)


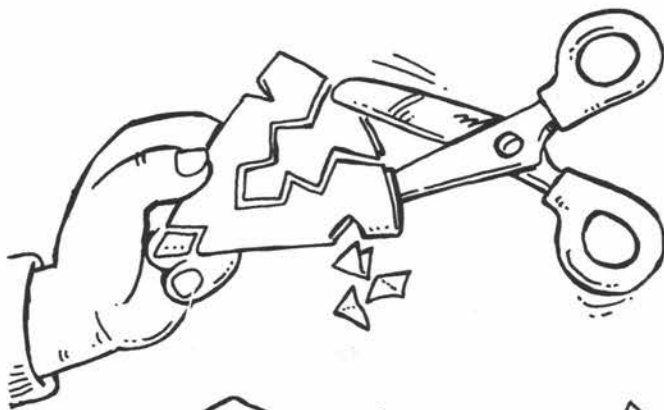

paper circles



scissors



Fold.



Cut.




Open.




A. Draw lines from the times to the clocks. (Проведи линии от обозначения времени к соответствующим часам.)

It's half past nine.
It's one o'clock.
It's half past eleven.
It's half past two.
It's three o'clock.
It's twelve o'clock.



B. Look at the pictures. Answer the questions.



1. What time does Willow have breakfast? At eleven o'clock.
2. What time does she have lunch? _____
3. What time does she have tea? _____
4. What time does she have dinner? _____
5. What time does she go to bed? _____



C. Write the story.

No, let's _____.

Where do you want to _____?



Let's go to _____.



Hurry up! We're _____!

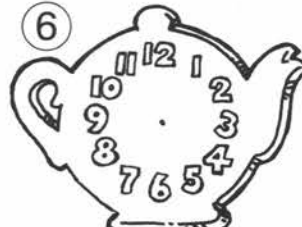



What time _____?



It's _____.



D. Listen. Draw the times on the clocks. (Обозначь время.)









E. Write sentences.

1. I get up (to get up) at seven o'clock.
2. My brother gets up (to get up) at half past six.
3. I _____ (to have) breakfast at half past seven.
4. He _____ (to have) breakfast at seven o'clock.
5. I _____ (to like) eggs for breakfast.
6. My sister _____ (to like) pancakes for breakfast.
7. I _____ (to go) to school at eight o'clock.
8. She _____ (to go) to school at eight o'clock, too.
9. We _____ (to go) to school together.
10. I _____ (to come) home at 3 o'clock.



F. Write about Nina's day.

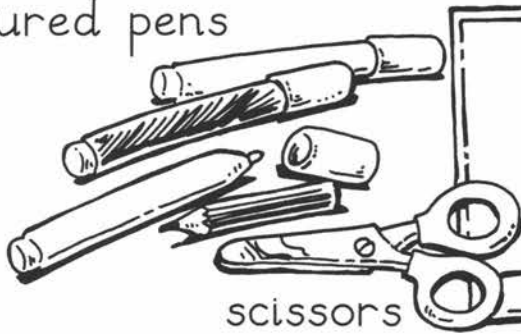
<p>7.00</p>  <p>It's <u>seven o'clock.</u></p>	<p>What time does Nina get up?</p> <p><u>Nina gets up at seven o'clock.</u></p>
<p>7.30</p>  <p>It's _____</p>	<p>What time does Nina have breakfast?</p> <p>_____</p>
<p>8.00</p>  <p>It's _____</p>	<p>What time does she go to school?</p> <p>_____</p>
<p>9.30</p>  <p>It's _____</p>	<p>What time does _____</p> <p>_____</p>



G. Make a clock.

You need:

coloured pens



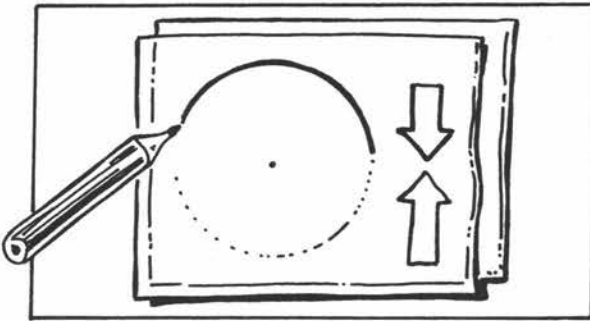
scissors

card


butterfly clip




glue




Trace the pictures on page 94.




Stick the pictures onto card.




Cut out the pieces.




Draw the numbers.




Attach the clock hands.



What time is it?



A. Read and match. (Прочитай и найди соответствие с названиями передач на рисунках.) Write the letters.



☐ a the news

☐ an adventure film

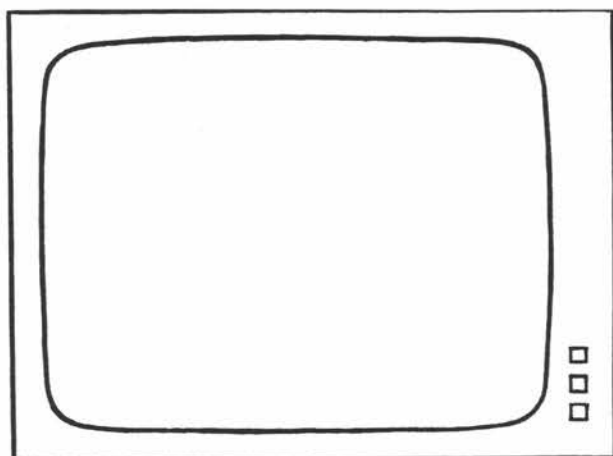
☐ a music programme

☐ a football match

☐ a cartoon



B. Draw your favourite television programme. (Нарисуй свою любимую телепередачу.) Write about it.



My favourite _____

It's on Channel _____ at _____ o'clock.

What's your friend's favourite television programme?



C. What do they want to do? Write sentences.



1. They want to play football.
2. _____
3. _____
4. _____



D. What do your friends want to do? Ask four friends.

name	play football	make a cake	ride a horse	swim in the sea	?

Write about your friends.



E. Write questions with do or does.

1. Do you get up at 7 o'clock?
2. Does your brother get up at 6.30?
3. _____ your clock say half past seven?
4. _____ you like tea for breakfast?
5. _____ your mother like tea?
6. _____ your sister and you come home at 3 o'clock?
7. _____ your parents come home at 7 o'clock?
8. _____ they watch television after dinner?
9. What _____ you want to watch?
10. What _____ your friend want to watch?



F. Запиши слова в два столбика. Подчеркни буквы, которые обозначают эти звуки.

where, video, seven, watch, television, favourite,
twenty, white, weather, eleven

[w]


where

[v]



G. Write about Zick and Zack.

1. This is Zick. He's a robot.
He's got _____
He's wearing a _____
2. This is Zack. _____
He's got _____



tall, small, short, fat, big, thin



Н. Find five differences. (Найди пять отличий.)



Write sentences about picture 2.

1. There are six flowers on the white cat's hat.
2. _____
3. _____
4. _____
5. _____



I. Listen. Write the times of the programmes.

CHANNEL 1	CHANNEL 2
<div>5.30</div> <div>Tom and Jerry (cartoon)</div>	<div></div> <div>News</div>
<div></div> <div>Sport today (football match)</div>	<div></div> <div>Music machine</div>



A. How does Willow feel? Match the pictures with the words. Write the numbers. (Найди соответствующие рисунки к словам. Напиши номера.)





☐ hungry

☐ thirsty

☐ tired

☐ frightened

☐ cold

☐ hot


Write sentences about Willow.

put on a jacket, swim in the sea, go home,
have a burger, have a milkshake, go to bed

1. Willow is hungry. She wants to have a burger.

2. _____

3. _____

4. _____

5. _____

6. _____



В. Выпиши в три столбика слова с этими звуками. В списке есть лишние слова!

please, shake, bread, theatre, thirsty, eat, head, ear, tired

[e]

[i]

[ɪə]



С. Подбери пары слов с противоположными значениями и соедини их линиями. Есть лишние слова!

thirsty	tall	fat
cold	small	short
hungry	thin	easy
big	long	hot



Write about these animals.



A mouse is a _____ animal.

It has got a _____ tail.

It has got _____ legs.


A bear is a _____ animal.

It has got a _____ tail.

It has got _____ legs.

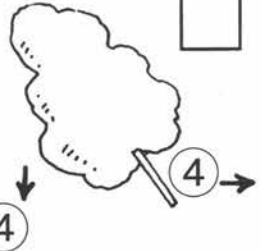



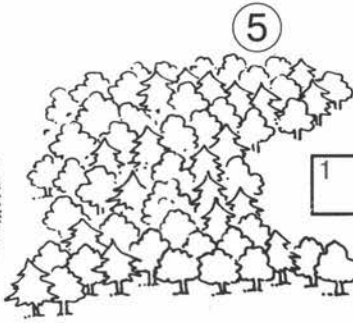


D. Choose an animal. (Выбери животное.) Write about it.

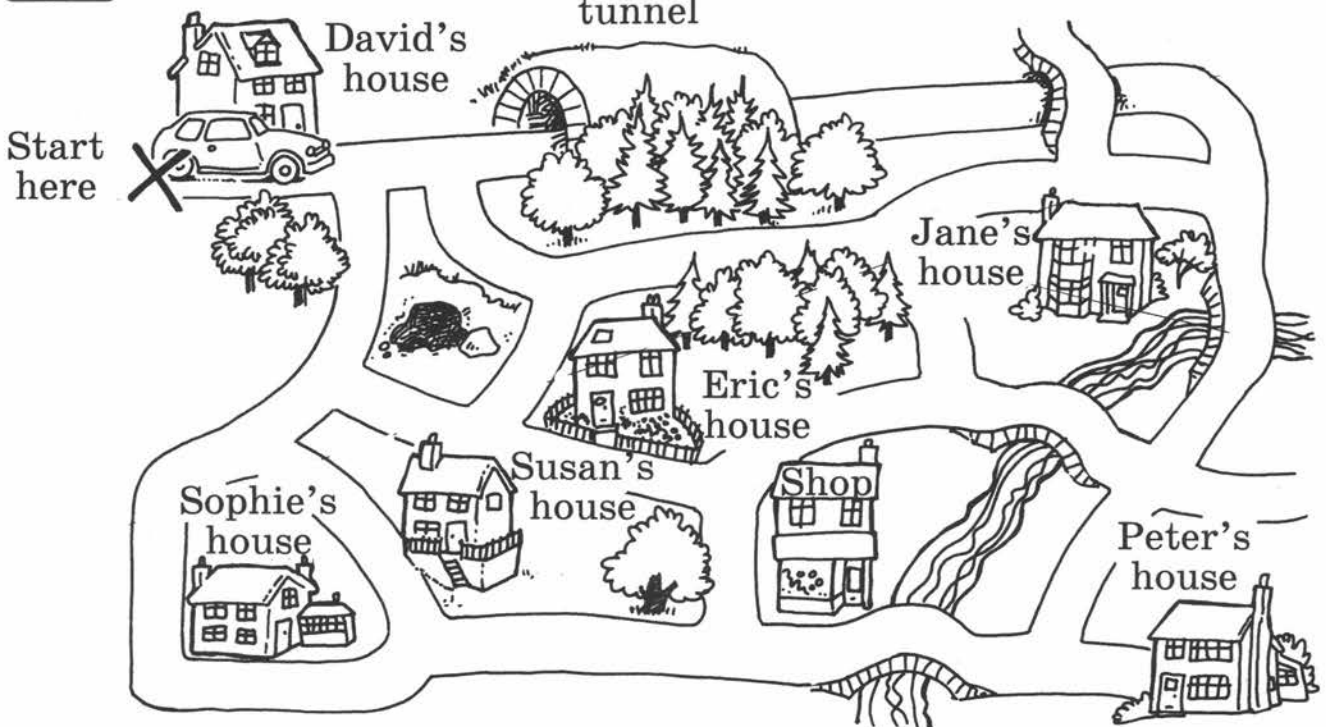




E. A crossword puzzle. Write the words.




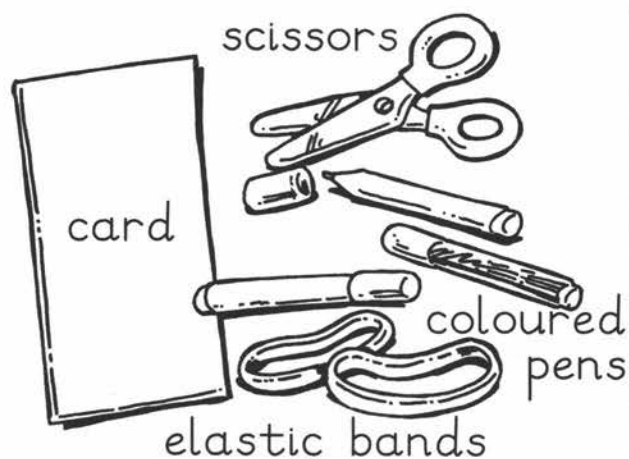
F. Where are they going? Listen and draw a line.






G. Make a magic picture. (Сделай волшебную картинку.)


You need:




1. Fold the card.




2. Draw two pictures.



3. Make two holes in the side of the picture.



4. Attach the elastic bands to the holes.



5. Twist and pull the elastic bands. Look at the picture!



A. Willow is going on holiday. Write her holiday list. (Напиши список вещей, необходимых ей для отдыха.)












Look at the picture. What has she got? What hasn't she got? Write sentences.

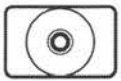
1. She hasn't got her suitcase.
2. _____
3. _____
4. _____
5. _____
6. _____



B. Look at the timetable. (Посмотри на расписание.) Answer the questions.

	leaves	arrives
		
		
		

1. What time does the ferry leave? At one o'clock.
2. What time does the plane arrive? _____
3. What time does the train leave? _____
4. What time does the plane leave? _____
5. What time does the train arrive? _____
6. What time does the ferry arrive? _____



C. Listen to an interview. Fill in the form. (Прослушай интервью. Заполни анкету.)

Name Philip Age _____
 Birthday April 15th Favourite sport? _____

Tick (✓) the things he can do.

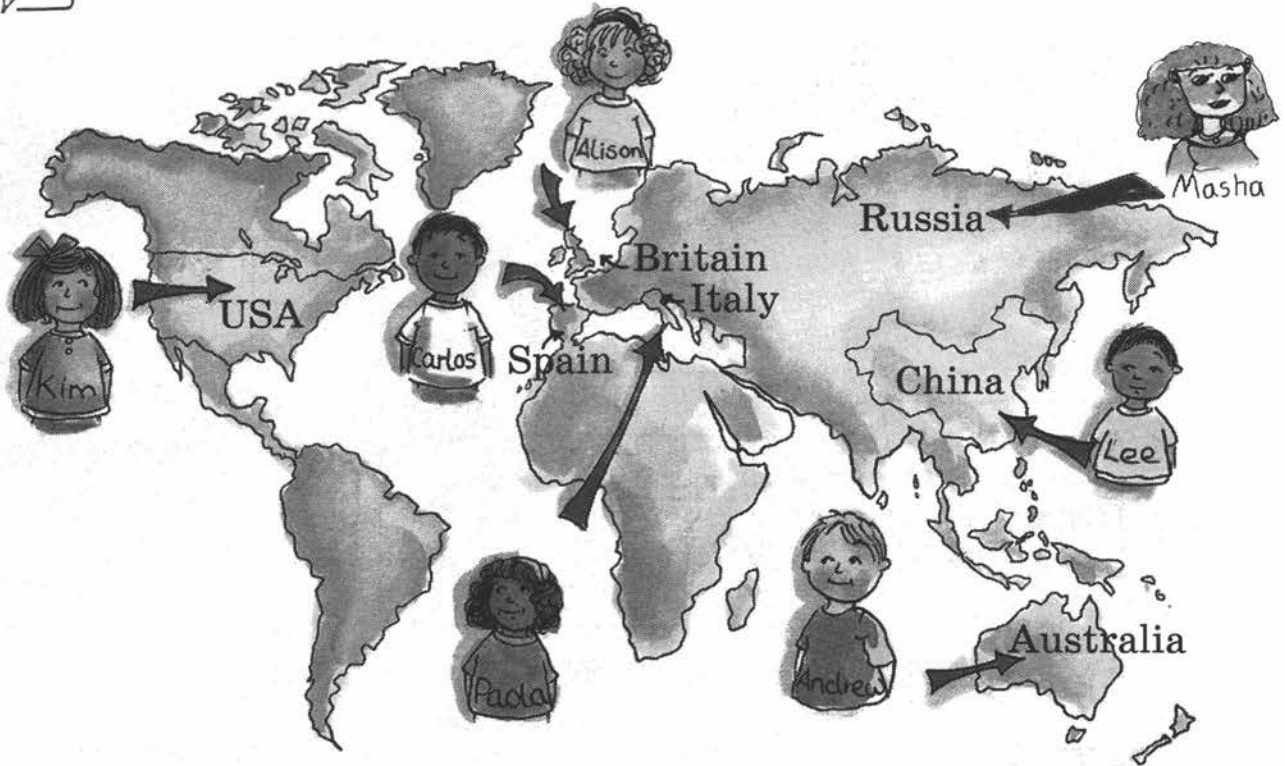
ride a bicycle _____ sing _____
 play a musical instrument _____ swim _____
 play tennis _____ play football _____



D. Now make a form. Ask your friend questions.



Е. Спиши названия стран в алфавитном порядке.



_____	<input type="checkbox"/>	<p>Отметь:</p> <p>✓ три слова со звуком [ei];</p> <p>× два слова со звуком [i];</p> <p>+ одно слово со звуком [ʌ].</p>
_____	<input type="checkbox"/>	
_____	<input type="checkbox"/>	
_____	<input type="checkbox"/>	
_____	<input type="checkbox"/>	
_____	<input type="checkbox"/>	
_____	<input type="checkbox"/>	
_____	<input type="checkbox"/>	



Ф. Вставь нужный предлог.

to, by, with, on, at

Vera's parents are going _____ holiday. Vera is going _____ them. They are going _____ Novgorod. They go _____ train. Their train leaves _____ 7.30. They need a taxi to get _____ the railway station.



A. A crossword puzzle. Write the words.

Miss J. Murray
45, Stratford Rd
West Bridgford
Nottingham NG2



B. Write the words in the letter.

Dear  _____,

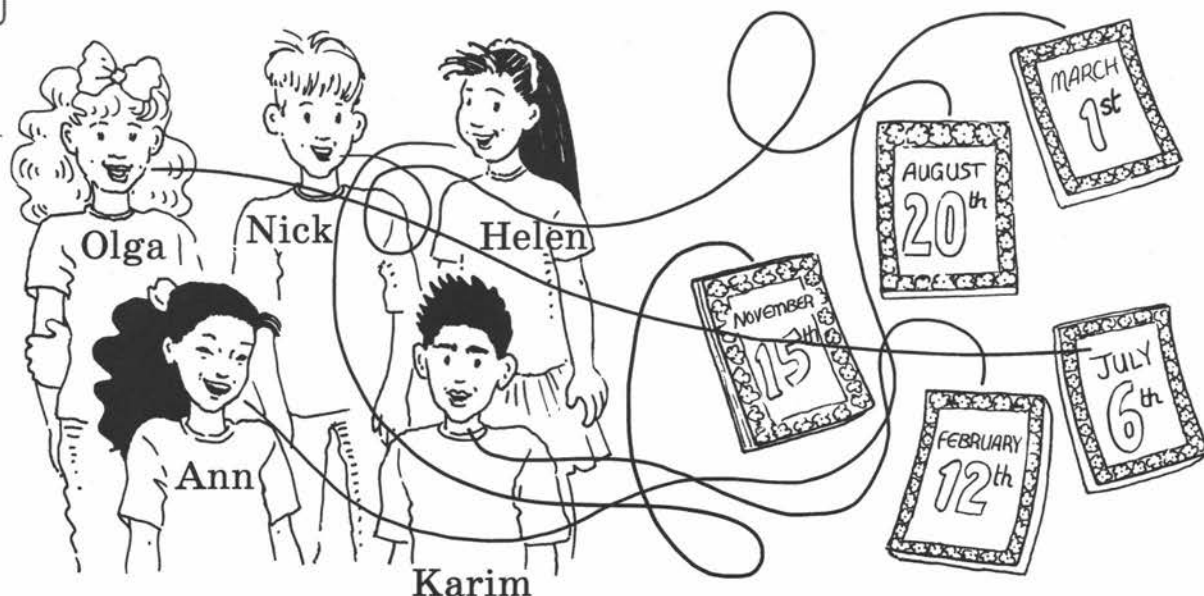
Can you come  _____ my _____ on _____ day at  _____?

You can play with my  _____ and  _____. We can eat  _____ and watch  _____. Love,  _____.

Write a letter to your friend.



C. When are their birthdays?



Write sentences.

1. Olga's birthday is on July 6th.
2. _____
3. _____
4. _____
5. _____



D. When are your friends' birthdays? What do they want?
Ask four friends.

name	birthday	wants



Е. Соедини шарики со словами, в которых есть эти звуки. Прочитай слова, соблюдая долготу звуков.

parcel	[ʌ]	[ɑ:]	much	lot	[v]	[ɔ:]	small
scarf			love	fourth			want
month			aunt	August			song
			think	[ɪ]	[i:]		ticket
			need				leave



Ф. Thank-you letter. Кто написал это письмо и по какому поводу? Вставь пропущенные прилагательные.

From: Nikita@Forward.ru

To: Ben@England.uk

Subject: Thank you

_____ Ben,

Thank you very much for the bus. It's a
_____ copy of a real London bus. I think it's
a very _____ present. I'm so _____!

Write to me soon.

Nikita



Г. Write sentences about their favourite months.


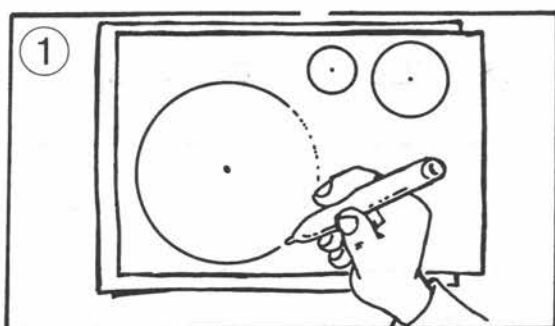
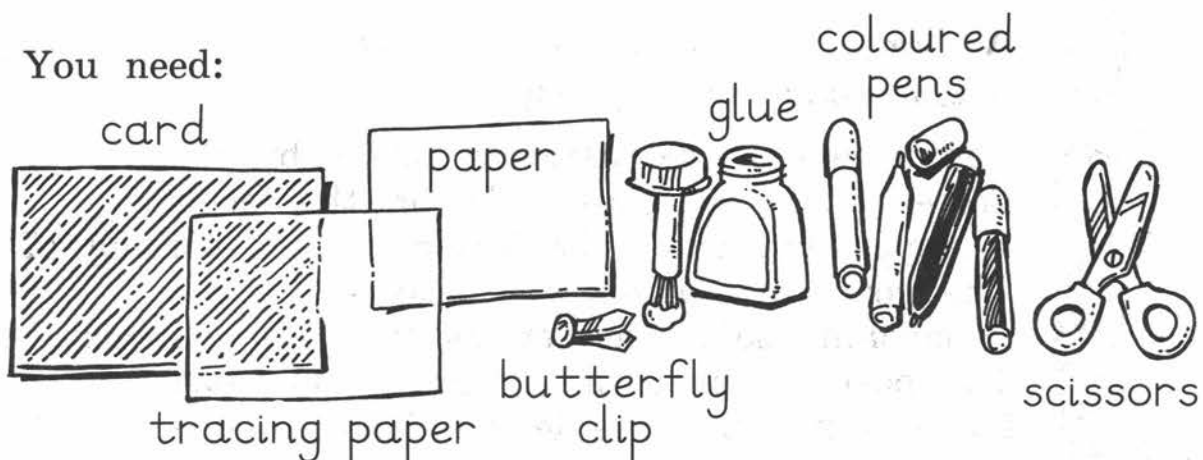
July, January, October

1. Vera likes skiing. _____ is her favourite month.
2. Nikita likes swimming in the river. _____ is his favourite month.
3. Maxim likes yellow and red leaves on the trees.
_____ is his favourite month.

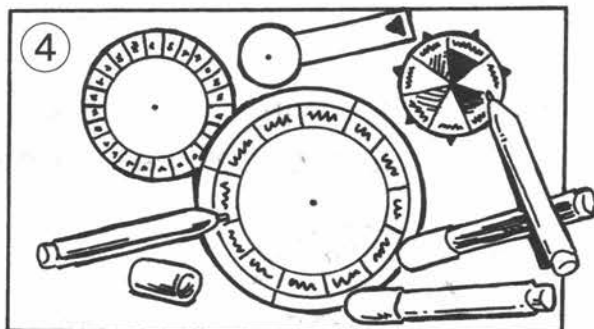
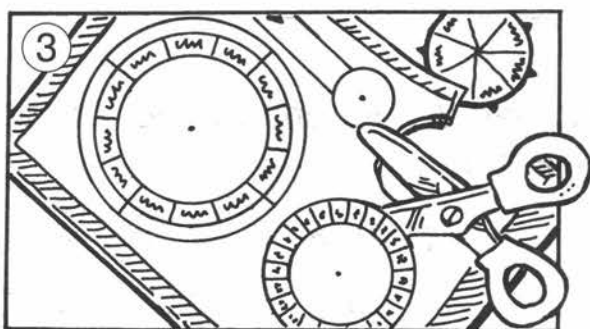


H. Make a calendar.

You need:


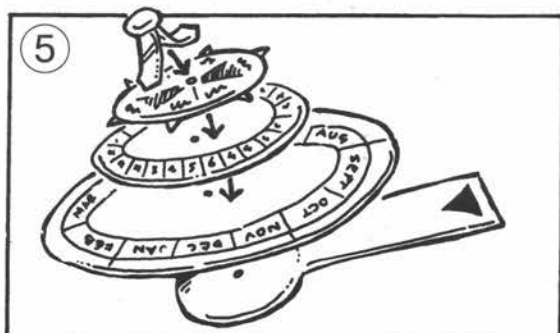


1. Trace the pictures on page 93 onto a piece of paper.
2. Stick the pictures onto a piece of card.




3. Cut out the shapes.

4. Colour the shapes.



5. Put the calendar together.
6. What date is it?



A. Write the sentences in the correct order. (Напиши предложения по порядку.)



The letters go to different towns by train.
 Some people put postmarks on the letters.
 The postman takes the letters to the sorting office.
 The postman delivers the letters.
 A machine sorts the letters from the parcels.
 The postman puts the letters in his sack.
 Some people put the letters into boxes for different towns.

1. The postman puts the letters in his sack.
2. _____
3. _____
4. _____
5. _____
6. _____
7. _____



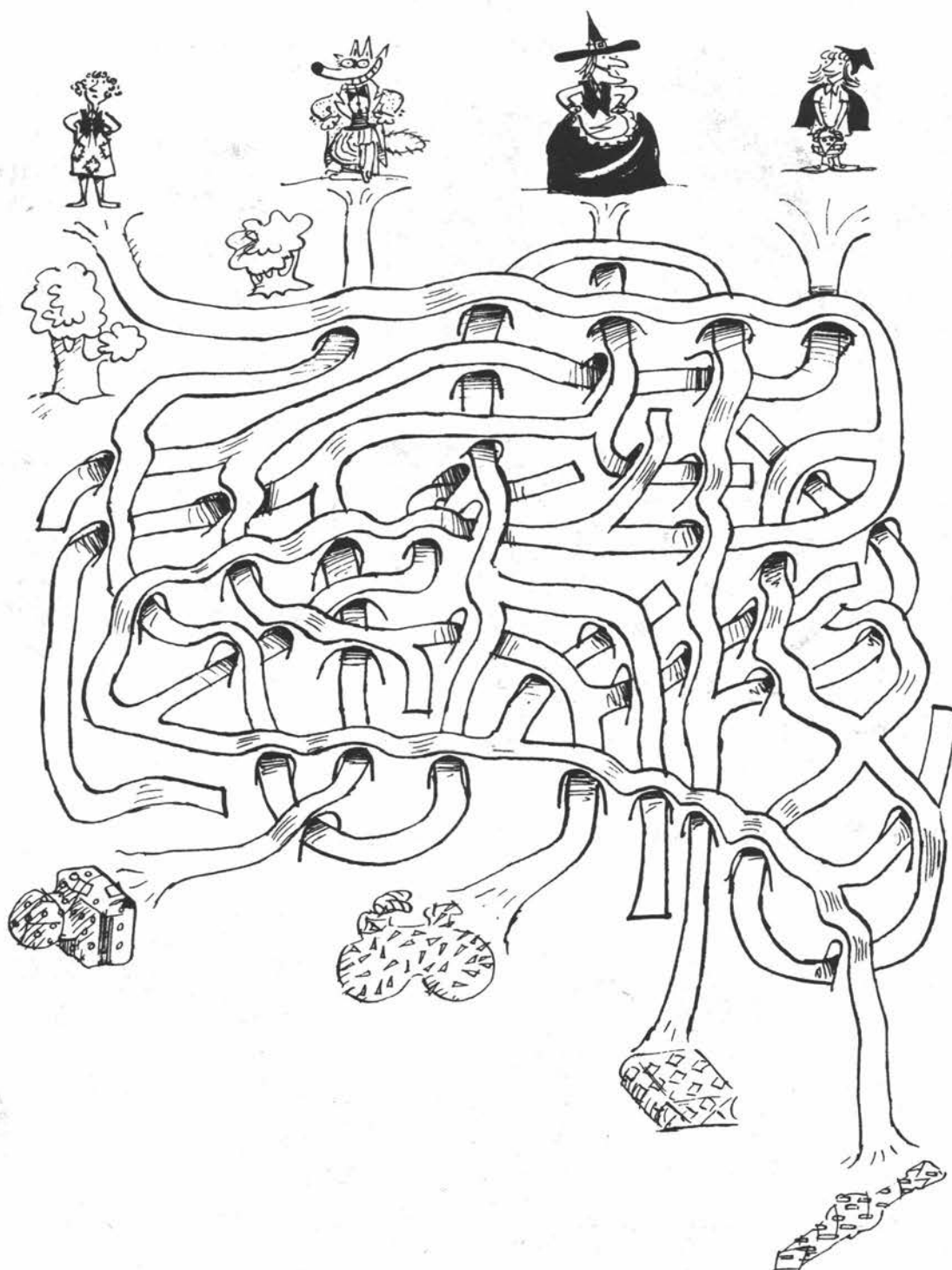
B. Write about the postmarks. Перепиши по образцу данные с почтовых штемпелей.



1. date: November 5th.
 time: Half past ten.
2. date: _____
 time: _____
3. date: _____
 time: _____
4. date: _____
 time: _____



C. What presents have they got? (Какие подарки они получили?) Draw a line.



Mr Wolf has got a book.

Willow has got a _____


Red Riding Hood has got a _____

Cinderella has got a _____



D. Write the story.

There's _____ for you.




Here's _____ !




What _____ ?



I hope it's _____ .



It's a _____ .



E. Listen and write the numbers.





F. Соедини шарики со словами, в которых есть эти звуки.

hair [eɪ] [eə] write
like [ɪə] [aɪ] mail
fair take
eight kind here near
post town [əʊ] [aʊ] boy
toy [ʊə] [ɔɪ] cold
brown poor



G. Write questions with do or does.

1. What time _____ Maxim get up?
2. What film _____ he like?
3. What film _____ you like?
4. What film _____ your friends like?
5. Where _____ you like to go on holiday?
6. Where _____ your mum like to go on holiday?
7. Where _____ your friends like to go on holiday?



H. Read Maxim's answers. Write Vera's questions.

Vera: _____

Maxim: I get up at seven o'clock.

Vera: _____

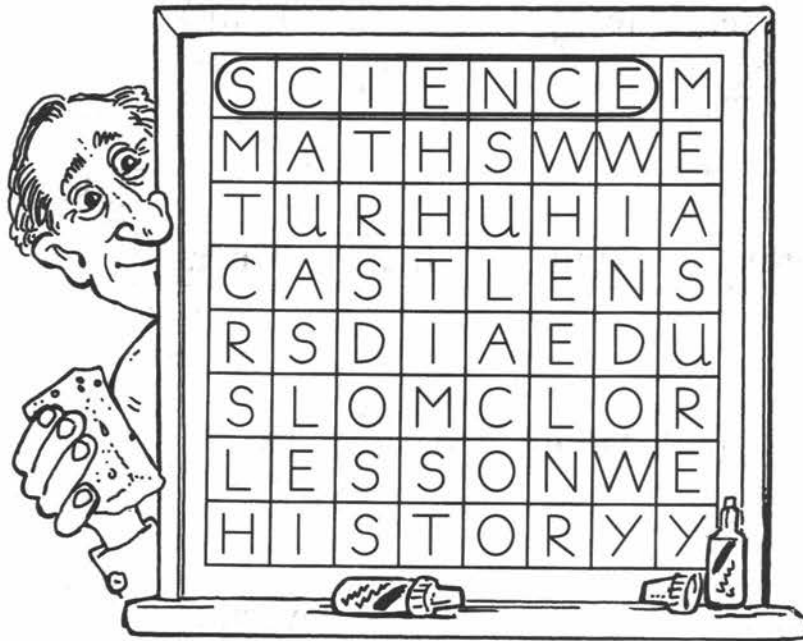
Maxim: My mum comes home at 7 o'clock.

Vera: _____

Maxim: My friends watch TV in the evening.




A. Find ten words in the square.



s c i e n c e
m _ _ _ _ _
m _ _ _ _
w _ _ _ _
w _ _ _ _
a _ _
c _ _ _ _
h _ _ _ _
l _ _ _ _
m _ _ _ _



B. Find their favourite subjects. Write sentences.



1. Her favourite subject is art.
2. _____
3. _____
4. _____
5. _____



C. Answer the questions.



1. Who is counting spiders? Willow is counting spiders.
2. Who is looking at a snail? _____
3. Who is cutting out a triangle? _____
4. Who is visiting a cave? _____



D. Write about yourself and your friend.

My name is _____

My favourite subjects are _____

My favourite day at school is _____

My friend's name is _____

His/her favourite subjects are _____

His/her favourite day at school is _____




E. Write the story.

I'm _____. Can I have some _____, please?





I'm thirsty. _____ a milk shake, _____?



I feel sick, _____ some medicine, _____?



F. Listen and write the numbers.





G. Какая буква «сбежала» из этих слов? Вставь её и прочитай слова вслух.

math __ , __ cience, le __ __ on,
mu __ ic, cla __ __ , hi __ tory



H. Write sentences with don't or doesn't.

1. I _____ go to school on Saturday.
2. Nikita _____ like drawing lessons.
3. We _____ learn French.
4. Vera _____ like Fridays.
5. My friends _____ watch TV in the morning.



I. Прочитай ещё раз расписание уроков Никиты (раздел 19 учебника, задание 10) и допиши его ответное письмо Коди.

Dear Cody,

Thank you for your letter. You ask me about my lessons.

My favourite lesson is _____

We have _____ and _____ every day.


We have 2 _____ lessons every week.

I _____ and I don't like _____

What are your _____ lessons?

Write to me soon,



Nikita



A. Find eight animals in the chains.




B. Write sentences with must.





1. You must hold your hamster like this.

2. _____



3. _____

4. _____




5. _____

6. _____




C. What's wrong? Write sentences.



1. An elephant can't play the piano.
2. _____
3. _____
4. _____
5. _____






D. Listen. Which animal is it? Write the numbers.





E. Write about pets. Match the pictures.





seeds, nuts, milk, fish, meat

<p>1. Cats like _____ and _____</p> <p>They don't like _____</p>	
<p>2. My parrot eats _____</p> <p>He doesn't eat _____</p>	
<p>3. Mick's dog likes _____</p> <p>He doesn't eat _____</p>	




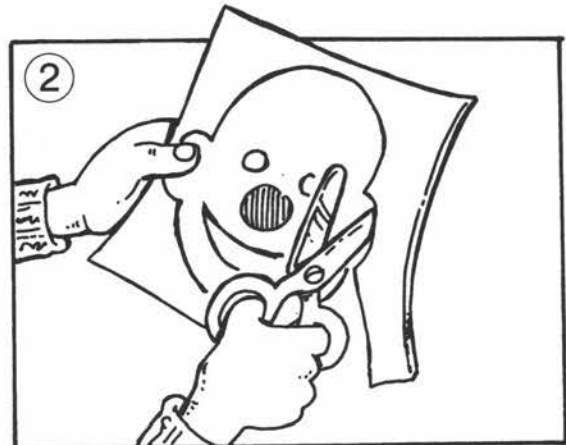

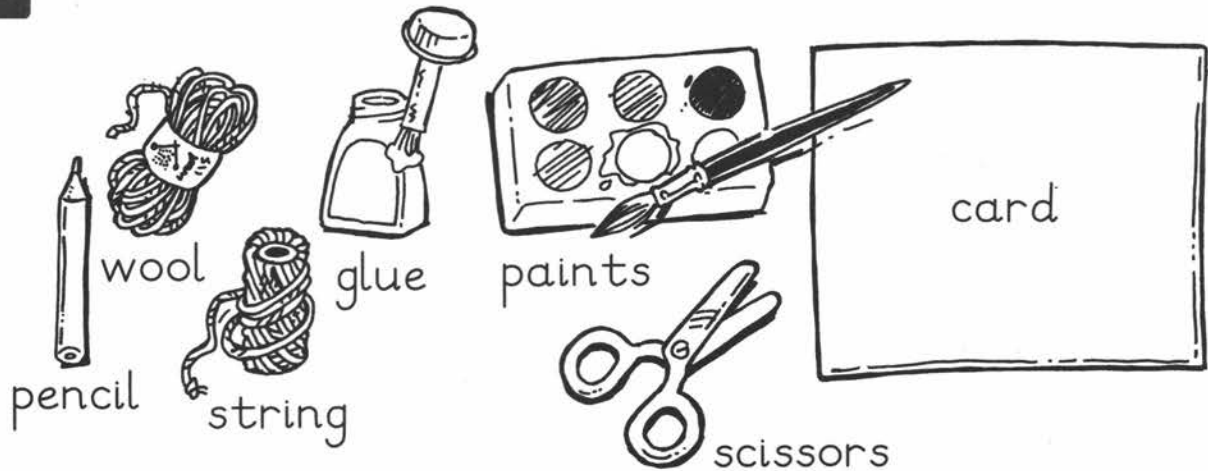
F. What can they do and what can't they do? Write your questions and answers.

jump, fly in the sky, climb trees, run, speak

<p>1. Can parrots run?</p> <p>No, they can't run but they can fly in the sky.</p>	
<p>2. _____</p> <p>_____</p>	
<p>3. _____</p> <p>_____</p>	
<p>4. _____</p> <p>_____</p>	



G. Make a mask.





A. Write the names of the months.


1. <u>January</u>	2. _____	3. _____
4. _____	5. _____	6. _____
7. _____	8. _____	9. _____
10. _____	11. _____	12. _____




B. Mr Wolf's Adventure Camp. Answer the questions.




January



March



May



July




September

1. When do they build snowmen? In January.
2. When do they watch fireworks? _____
3. When do they build a bridge over the river? _____
4. When do they have a trip on mountain bikes? _____
5. When do they build a boat? _____



C. Read and write in the timetable.

<div> FORWARD ADVENTURE HOLIDAY CAMPS  </div>				
Monday	Tuesday	Wednesday	Thursday	Friday
arrive				

We arrive at the camp on Monday morning. On Monday afternoon we play basketball and on Thursday afternoon we play tennis. We go swimming on Thursday morning. We build a tree house on Wednesday. On Friday we have a bus trip to a castle. We climb a mountain on Tuesday.



D. Make up your own adventure holiday. Fill in the timetable with your friend. (Составьте вместе с другом программу активного отдыха.)


Monday	Tuesday	Wednesday	Thursday	Friday

Расскажите в классе, что вы запланировали.



E. Write the story.

Look! This shop sells _____ !

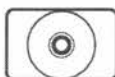


Can _____ some _____ , _____ ?

Be careful, _____ !



Don't put the _____ there!



F. Listen and write the phone numbers.

☎ 455 084

Sophie

☎ _____

Mark

☎ _____

Peter

☎ _____

Katie

☎ _____

Maria

☎ _____

Kevin



G. Write these words in English. Не забудь про заглавную букву в английских словах!

апрель _____

август _____

воскресенье _____

пятница _____

русский язык _____

английский язык _____



H. Нарисуй открытки и напиши на каждой название праздника по-английски.

December 25th	January 1st
February 14th	March 8th



I. Допиши по два слова на каждой строке.

Sunday, Tuesday, Wednesday, _____

March, December, October, _____

Russia, China, Spain, _____



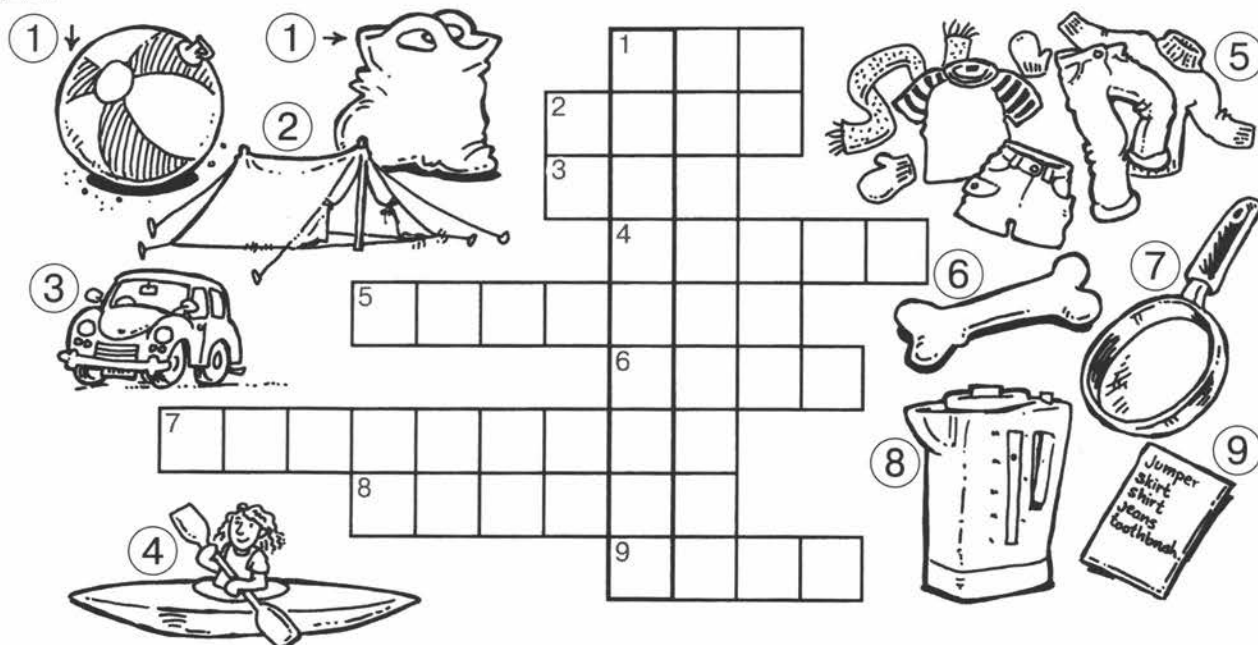
J. Напиши свои правила поведения в школе.

At school I must _____ and


I mustn't _____ and



A. A crossword puzzle. Write the words.



B. Read and draw.



The kettle is under the table.
 The frying pan is on the table.
 The sleeping bag is in the tent.
 The balloon is on top of the tent.
 The beach ball is on the chair.
 The hat is under the chair.



C. Find and colour.



I'm getting ready for my holiday.
I'm taking a big blue bag and a small yellow one. I'm taking a purple T-shirt. I'm taking some pink socks and a yellow hat. I'm taking my red shoes. I'm taking my green trousers.



D. Write about the pictures.





1. Willow plays basketball in February.
2. _____
3. _____
4. _____
5. _____
6. _____




E. Write the story.

We're going on _____ !



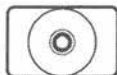
I'm taking my _____ !

What _____ doing, Spike?



Say 'goodbye', Spike.

I'm putting _____ in the _____ .













F. Listen. Tick ✓ the correct pictures.

1. When are they going on holiday?
2. Where are they going?
3. How are they going?
4. What time does the bus/train leave?
5. What hasn't Helen got?



Тест 1

1. Ветеринар предупредил, что примет посетителей по списку в алфавитном порядке. Пронумеруй имена ребят и клички их питомцев. Кто попадёт на приём последним?

Children:					
	<input type="checkbox"/> John	<input type="checkbox"/> Sandra	<input type="checkbox"/> Rick	<input type="checkbox"/> Claire	<input type="checkbox"/> Ben
Pets:					
	<input type="checkbox"/> Brownie	<input type="checkbox"/> Snowball	<input type="checkbox"/> Cheese	<input type="checkbox"/> Pirate	<input type="checkbox"/> Elvis

❖ 0,5 балла за каждый правильный ответ.
(Максимально 5 баллов.)

2. Поставь рядом со словом номер звука, который есть в этом слове.

1) [k] 2) [s] 3) [tʃ]

pencil _____ capital _____ spaceship _____

teacher _____ country _____ children _____

❖ 1 балл за каждый правильный ответ.
(Максимально 6 баллов.)

3. Угадай дни недели и напиши их названия по-английски.

a) the day after Monday _____

b) the day before Sunday _____

c) the day with 9 letters _____

❖ 1 балл за каждый правильный ответ.
(Максимально 3 балла.)

4. Напиши числа словами.

a) 15 _____

b) 11 _____

c) 12 _____

❖ 1 балл за каждый правильный ответ.
(Максимально 3 балла.)

5. Прочитай про себя текст, вставляя пропущенные формы глагола to be: am, are, is.



Hello! I _____ (a) Sue. I live in Newtown.

This _____ (b) my street.

It _____ (c) famous for its gardens.

There _____ (d) many trees and flowers in the gardens.

There _____ (e) a bus stop not far from my house.

❖ 1 балл за каждый правильный ответ.
(Максимально 5 баллов.)

6. Вставь пропущенные реплики в диалоге.

Ben: — What is the capital of Russia?

Dasha: a) — _____ .

Ben: b) — _____ ?

Dasha: — London.

Ben: c) — _____ ?

Dasha: — Canberra.

❖ 1 балл за каждый правильный ответ.
(Максимально 3 балла.)

Проверь ответы на с. 95 и посчитай результат.

Тест 2

1. Отметь ✓ слова, в которых есть звук [η], и подчеркни в них буквы, которые его обозначают.

sunny ☐

singing ☐

triangle ☐

jungle ☐

children ☐

snowman ☐

seventeen ☐

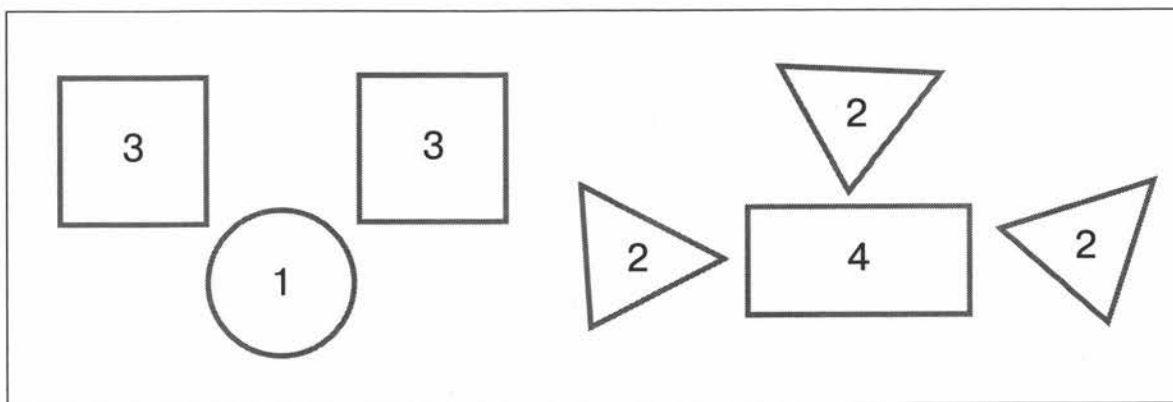
find ☐

anything ☐

❖ 1 балл за каждый правильный ответ.
(Максимально 4 балла.)

2. А. Прочитай текст и раскрась фигуры, как в нём указано.

Look at the picture. There are three red triangles in this picture. There is one yellow circle in the picture and there are two green squares in it. Now find a rectangle. It's blue.



❖ 1 балл за каждый правильный ответ.
(Максимально 4 балла.)

В. Напиши обо всех фигурах по образцу, используя this или these.

1. This is a yellow circle.

2. _____

3. _____

4. _____

❖ 2 балла за каждый правильный ответ.
(Максимально 6 баллов.)

3. Прочитай «визитную карточку». Напиши ответы на вопросы.



name: Peter

age: 10

can: play the guitar

likes: cats, computer games

Can Peter dance?

1. _____

What can Peter do?

2. _____

How old is Peter?

3. _____

What does he like?

4. _____

❖ 2 балла за каждый правильный ответ.
(Максимально 8 баллов.)

4. Соедини линиями названия английских магазинов с названиями товаров, которые можно в них купить. Одно название лишнее!

1. a chemist's

a) a doll and a ball

2. a toy shop

b) medicine, soap, shampoo

3. a greengrocer's

c) bread and cakes

4. a baker's

❖ 1 балл за каждый правильный ответ.
(Максимально 3 балла.)

Проверь ответы на с. 95 и подсчитай результат.

Тест 3

1. Прочитай текст и заполни программу передач.

William likes to watch TV in the evening. There is a football match on Channel 3 at half past six. William can watch his favourite film on Channel 1. It begins at six. William doesn't like to watch the TV news on Channel 2 at seven o'clock. He wants to watch the film today.

- A. 6.00 _____ Channel _____
B. 6.30 _____ Channel _____
C. 7.00 _____ Channel _____

❖ 1 балл за каждый правильный ответ.
(Максимально 6 баллов.)

2. Отметь ✓ слова со звуком [w], а слова со звуком [v] отметь X. В списке есть лишние слова!

- | | |
|-------------------------------------|----------------------------------|
| evening <input type="checkbox"/> | news <input type="checkbox"/> |
| watch <input type="checkbox"/> | wants <input type="checkbox"/> |
| favourite <input type="checkbox"/> | half <input type="checkbox"/> |
| television <input type="checkbox"/> | William <input type="checkbox"/> |

❖ 0,5 балла за каждый правильный ответ.
(Максимально 3 балла.)

3. Спроси, что любят делать ребята, и дай ответы. Запиши диалоги.

A) Nina



B) Boris



- A. — _____ ?
— _____
B. — _____ ?
— _____





❖ 2 балла за каждое правильное предложение.
(Максимально 8 баллов.)

4. Прочитай предложения и впиши пропущенные слова.

- A) Tom wants to have lunch. He is _____ 1) happy
 B) Bill wants some juice. He is _____ 2) cold
 C) Ann needs a coat. She is _____ 3) thirsty
 D) Monica has got many nice presents. 4) hot
 She is _____ 5) hungry
 E) Sandra wants to swim in the river.
 She is _____

❖ 1 балл за каждый правильный ответ.
 (Максимально 5 баллов.)

5. Напиши ответы на вопросы, используя рисунки.

	What time does Maxim get up? He gets up at seven o'clock.
	What time do you go to school? 1. _____
	What time does Dasha have lunch? 2. _____
	What time does Nikita go to bed? 3. _____

❖ 1 балл за каждый правильный ответ.
 (Максимально 3 балла.)

Проверь ответы на с. 95–96 и подсчитай результат.

Тест 4

1. А. Прочитай письмо Марины и найди в нём ещё четыре ошибки. Подчеркни их и напиши рядом с каждым номером на строке правильное слово по образцу.

Helo Cody,

My name is Marina.

I'm Lera's sister. I'm eit.

I like swiming.

I like english.

What are your favorite subjects?

Write to me.

Marina

1) hello

2) _____

3) _____

4) _____

5) _____

❖ 1 балл за каждый правильный ответ.
(Максимально 4 балла.)

В. Прочитай письмо ещё раз и ответь на вопросы.

1) Who is Marina?

2) What kind of sport does she like?

❖ 2 балла за каждый правильный ответ.
(Максимально 4 балла.)

2. Найди в каждой строке лишнее слово и обведи его.

a) lion, panda, pet, tiger, wolf

b) history, Australian, Russian, science, art

c) football, volleyball, tennis, computer, bicycle

d) Smith, Ben, Cody, Mary, Valentine, Sam

❖ 1 балл за каждый правильный ответ.
(Максимально 3 балла.)

3. Ответь на вопрос.

When is Christmas Day in Britain? _____

❖ 2 балла за правильный ответ.
(Максимально 2 балла.)

4. Максим отметил 😊😊 свои любимые школьные предметы, а ☹️ показал, какой предмет ему не нравится. Спроси о любимых предметах Максима и о тех, что ему не нравятся. Запиши свои вопросы и ответы на них.



maths 😊😊

music 😊

English 😊😊

drawing ☹️

😊😊 A. _____ ?

☹️ B. _____ ?

❖ 2 балла за каждое правильное предложение.
(Максимально 8 баллов.)

5. Напиши ещё два пункта инструкции по уходу за домашним питомцем.



How do I look after my dog?

water 1) You must give your dog water to drink.

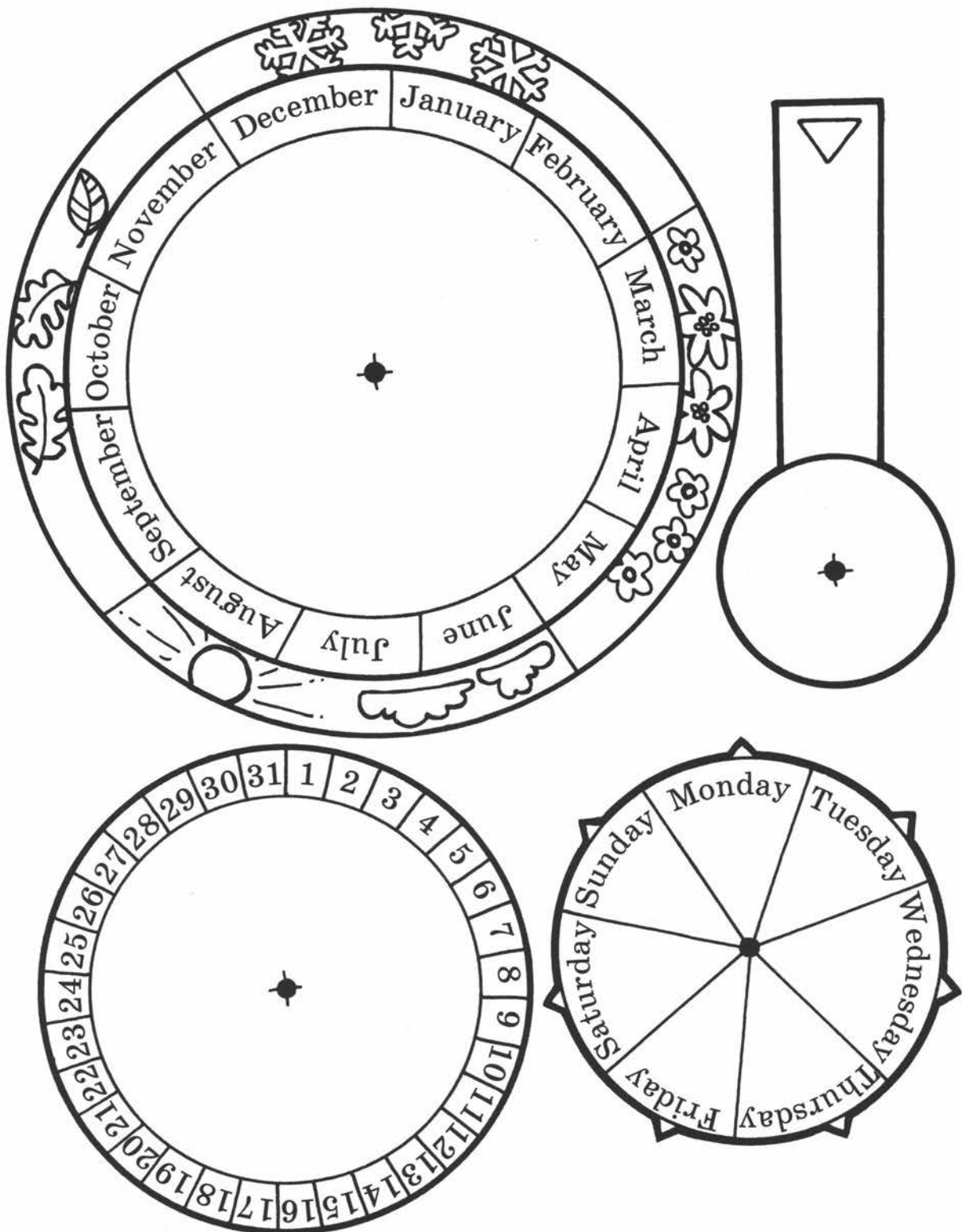
food 2) _____

walk 3) _____

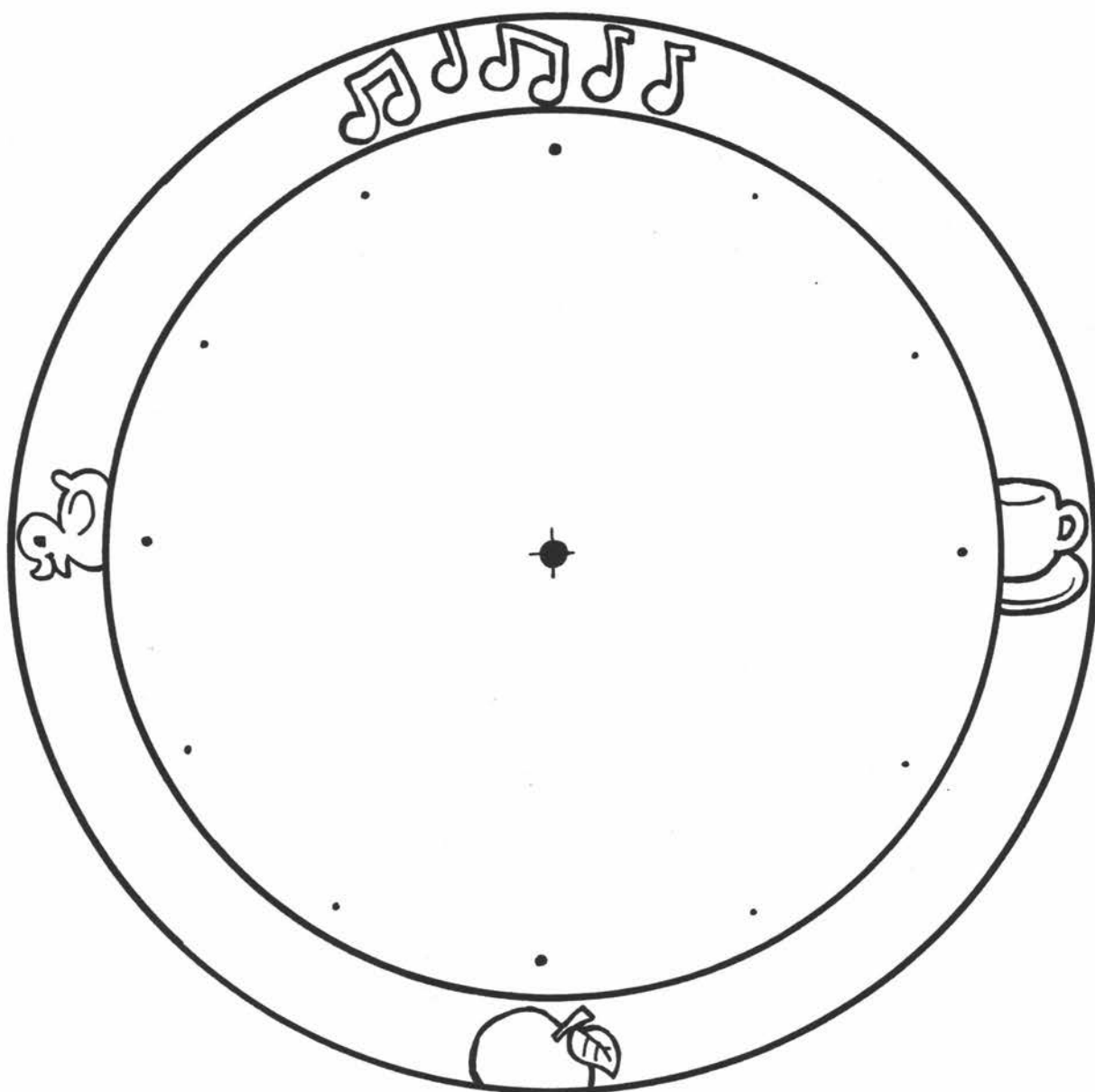
❖ 2 балла за каждый правильный ответ.
(Максимально 4 балла.)

Проверь ответы на с. 96 и подсчитай результат.

Make a calendar!



Make a clock!



ОТВЕТЫ

21–25 баллов. Молодец!

15–20 баллов. Хорошо!

9–14 баллов. Подумай, что тебе нужно повторить.

1–8 баллов. Надо попросить помощи у друзей и учителя!

Тест 1

1. По именам владельцев: 1) Ben, 2) Claire, 3) John, 4) Rick, 5) **Sandra**

По кличкам животных: 1) Brownie, 2) Cheese, 3) Elvis, 4) Pirate, 5) **Snowball**

2. [k] country (1), capital (1); [s] spaceship (2), pencil (2); [tʃ] children (3), teacher (3)

3. a) Tuesday, b) Saturday, c) Wednesday

4. a) fifteen, b) eleven, c) twelve

5. a) am; b) is; c) is; d) are; e) is

6. a) Moscow. b) What's (What is) the capital of Britain? c) What's (What is) the capital of Australia?

Тест 2

1. jungle, singing, triangle, anything

2. A. 3 красных треугольника (1 балл), 1 жёлтый круг (1 балл), 2 зелёных квадрата (1 балл), 1 синий прямоугольник (1 балл).

B. 2) These are three red triangles. 3) These are two green squares. 4) This is a blue rectangle.

3. 1) No, he/Peter can't. 2) He/Peter can play the guitar. 3) He's (is) ten years old. Peter's/He's (is) ten. 4) He/Peter likes cats and computer games.

4. 1 — b, 2 — a, 4 — c

Тест 3

1. A. 6.00 Film Channel 1

B. 6.30 Football match Channel 3

C. 7.00 The (television/TV) news Channel 2

2. [v] evening, favourite, television

[w] watch, wants, William

3. A) — What does Nina like to do? — Nina/She likes reading/to read.

B) — What does Boris like to do? — Boris/He likes watching TV/to watch TV.

4. A — 5, B — 3, C — 2, D — 1, E — 4
5. 1) I go to school at half past eight. 2) Dasha/She has lunch at twelve o'clock. 3) Nikita/He goes to bed at ten o'clock.

Тест 4

1. A. 2) eight, 3) swimming, 4) English, 5) favourite
B. 1) She/Marina is Lera's sister./Marina's/She's Lera's sister.
2) She/Marina likes swimming.
2. b) Australian, c) computer, d) Smith
3. Christmas Day in Britain is on December 25th./In Britain Christmas Day is on December 25th./On December 25th.
4. ☺☺ A. What are Maxim's favourite subjects?/What subjects does Maxim like?
Maxim's/His favourite subjects are maths and English./Maxim/He likes maths and English
☹ B. What subjects doesn't Maxim like?
Maxim/He doesn't like drawing.
5. 2) You must give your dog food. 3) You must take your dog for a walk every day.

Учебное издание

Вербицкая Мария Валерьевна
Эббс Брайен
Уорелл Энн
Уорд Энн

Английский язык
3 класс

Рабочая тетрадь
для учащихся общеобразовательных учреждений

Редактор В.Л. Сагалова. Внешнее оформление А.В. Борченко. Художники О.А. Гуляева, М.Ю. Зарецкий, З.И. Ярина
Художественный редактор А.В. Борченко. Компьютерная вёрстка О.В. Поповой
Технический редактор М.В. Плешакова. Корректоры О.Ч. Кохановская, О.А. Мерзликина

Благодарим за предоставленное разрешение на воспроизведение
охраняемых авторским правом фотографий «Фотобанк Лори»

Подписано в печать 26.12.12. Формат 60×90/8. Гарнитура PragmaticaC. Печать офсетная
Бумага офсетная № 1. Печ. л. 12,0. Тираж 20 000 экз. Заказ № 1726/13.

ООО Издательский центр «Вентана-Граф». 127422, Москва, ул. Тимирязевская, д. 1, стр. 3
Тел./факс: (495) 611-21-56, 611-15-74. E-mail: info@vgf.ru, http://www.vgf.ru

Отпечатано в соответствии с предоставленными материалами в ООО «ИПК Парето-Принт»,
170546, Тверская область, Калининский р-н, Бурашевское сельское поселение,
промышленная зона Боровлёво-1, комплекс № 3 «А». www.pareto-print.ru